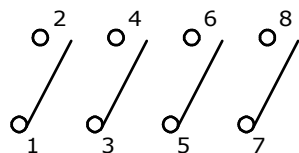


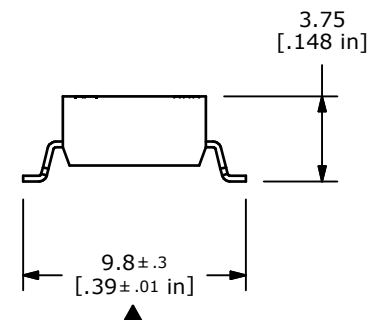
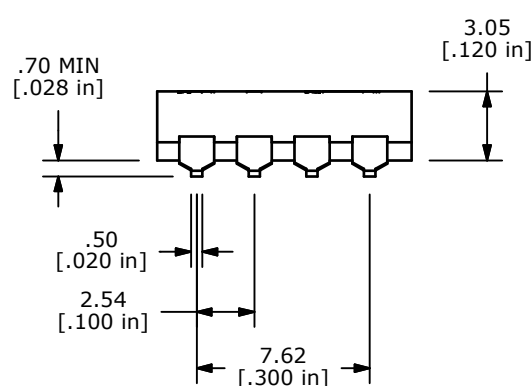
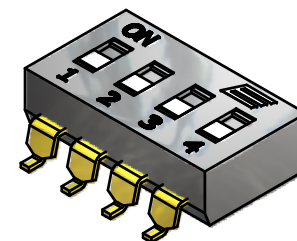
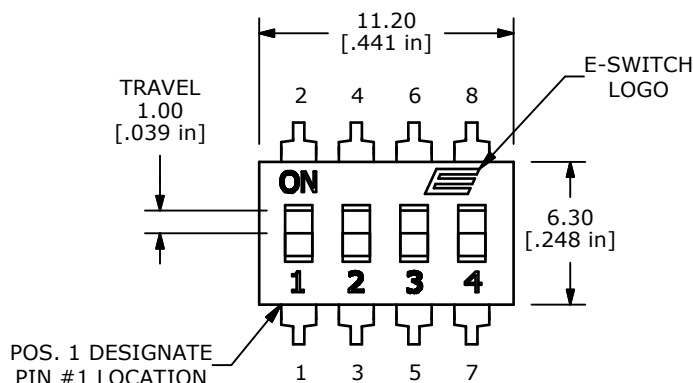
P.C.B. MOUNTING



▲ CIRCUIT - 4 POSITION

NOTES:

1. ALL DIMENSIONS IN MM [INCH].
2. GENERAL TOLERANCE: X.X=±0.4
X.XX=±0.25
3. TERM. NOS. FOR REFERENCE ONLY.
4. CONTACT RATINGS: 25mA @24VDC. (SWITCH)
100mA @50VDC. (CARRY)
- ▲ 5. CONTACT MATERIAL:
CONTACTS: (MOVABLE) COPPER W/GOLD PLATE.
TERMINALS: BRASS w/GOLD PLATE.
6. INSULATION RESISTANCE; 100 MΩ MIN. @500VDC.
7. CONTACT RESISTANCE; 50 mΩ MAX INITIAL.
8. OPERATING TEMP: -20°C TO +85°C.
9. STORAGE TEMP: -40°C TO +85°C.
10. ELECTRICAL LIFE: 2000 CYCLES.
- ▲ 11. PACKAGE: TUBE (42 PER TUBE)
WITH ALL POLES IN THE "OFF" POSITION.
12. ▲ DENOTES CRITICAL PARAMETER.
13. DIELECTRIC STRENGTH: 500VAC MIN FOR 1 MINUTE.
- ▲ 14. OPERATING FORCE: 1000 GRAMS MAX.
15. 2002/95/EC (ROHS) COMPLIANT.



TITLE KAE04SGGT

A	20845	RELEASED FOR PRODUCTION	10/24/12	EBP
REV	PCR NO	DESCRIPTION	DATE	BY

THE INFORMATION CONTAINED IN THIS DOCUMENT IS PROPRIETARY TO E-SWITCH AND IS NOT TO BE COPIED OR TRANSFERRED

SCALE	DATE	DR	DWG	REV
	10/24/2012	EBP	N800604	A