


AC POWER BUS VOLTAGE SUPPRESSORS

APPLICATIONS

- ✓ Secondary AC Power Supply
- ✓ Aircraft & Shipboard AC Power Bus
- ✓ Heavy Duty AC Switching Power

FEATURES

- ✓ *Meets the Following Military Specifications:*
 - DOD-STD-1399 - MIL-STD-2036
 - MIL-STD-704 - MIL-PRF-STD-19500/507
- ✓ 7,500 & 15,000 Watts Peak Pulse Power per Line ($t_p=10/1000\mu s$)
- ✓ Each Device 100% Tested
- ✓ Available in Multiple Voltages from 8.4V to 500V



MECHANICAL CHARACTERISTICS

- ✓ Hermetically Sealed Glass to Metal Sub-Assemblies (PHP)
- ✓ Sub-Assemblies are Packaged in Molded Epoxy Case (PIP)
- ✓ Weight 46 grams (Approximate)
- ✓ Flammability Rating UL 94V-0
- ✓ Device Marking: Logo & Part Number
- ✓ Screening Upon Request - This series can be screened upon request for military requirements in accordance with MIL-PRF-19500. Standard screening consists of 100% JANTX equivalent level testing per MIL-PRF-19500.

For Ordering Options Use the Following Suffix:

- H1 - Submodule Screening
- H2 - Submodule & Module Screening
- H3 - Submodule & Module Screening
- Module Group B & C Lot Testing

MAXIMUM RATINGS @ 25°C Unless Otherwise Specified

PARAMETER	SYMBOL	VALUE	UNITS
Peak Pulse Power ($t_p = 10/1000\mu s$) - See Figure 1	P_{PP}	7.5 & 15	kilowatts
Operating Temperature	T_J	-55°C to 150°C	°C
Storage Temperature	T_{STG}	-55°C to 150°C	°C
Steady State Power Dissipation @ 50°C	T_A	7.5	Watts

PHP8.4 - PHP500 & PIP8.4-PIP500

DEVICE CHARACTERISTICS

ELECTRICAL CHARACTERISTICS PER LINE @ 25°C Unless Otherwise Specified							
PART NUMBER (See Notes 1-2)	AVERAGE RMS VOLTAGE V_{RMS} VOLTS	RATED STAND-OFF VOLTAGE V_{WM} VOLTS	MINIMUM BREAKDOWN VOLTAGE (See Note 1) @ 1mA $V_{(BR)}$ VOLTS	MAXIMUM CLAMPING VOLTAGE (See Fig. 2) @ I_{PPM} V_C VOLTS	MAXIMUM LEAKAGE CURRENT @ V_{WM} I_D μA	MAXIMUM PEAK PULSE CURRENT I_{PPM} AMPS	MAXIMUM PEAK PULSE POWER @ 1ms P_{PP} KILOWATTS
PHP8.4	8.4	12.0	14	22	250	341	7.5
PHP24	24.0	34.0	40	67	250	112	7.5
PHP30	30.0	42.5	50	84	250	90	7.5
PHP60	60.0	85.0	100	167	250	90	15.0
PHP120*	120.0	170.0	200	319	250	47	15.0
PHP208	208.0	295.0	347	536	250	28	15.0
PHP250*	250.0	354.0	418	652	250	23	15.0
PHP440	440.0	623.0	735	1138	250	13.2	15.0
PHP500*	500.0	708.0	835	1292	250	11.6	15.0
PIP8.4	8.4	12.0	14	22	250	341	7.5
PIP24	24.0	34.0	40	67	250	112	7.5
PIP30	30.0	42.5	50	84	250	90	7.5
PIP60	60.0	85.0	100	167	250	90	15.0
PIP120*	120.0	170.0	200	319	250	47	15.0
PIP208	208.0	295.0	347	536	250	28	15.0
PIP250*	250.0	354.0	418	652	250	23	15.0
PIP440	440.0	623.0	735	1138	250	13.2	15.0
PIP500*	500.0	708.0	835	1292	250	11.6	15.0

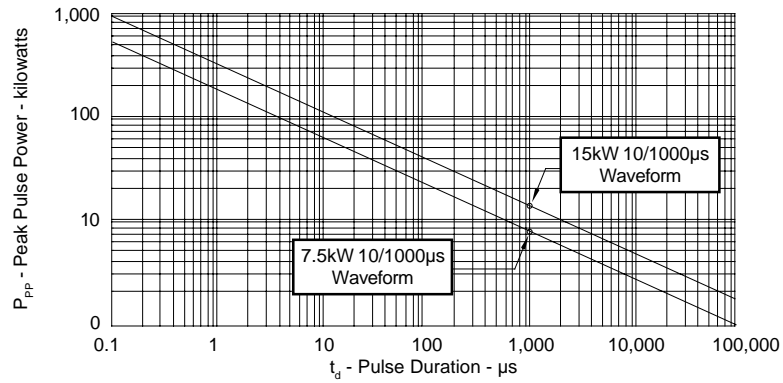
Note 1: An * indicates that this series is recommended for marine applications. For military and aerospace applications, use the PHP Series. For industrial applications use the PIP Series

Note 2: The following devices have a peak pulse power rating of 7,500W for a 10/1000 μs waveform (see Figure 1): 8.4V, 24V and 30V.

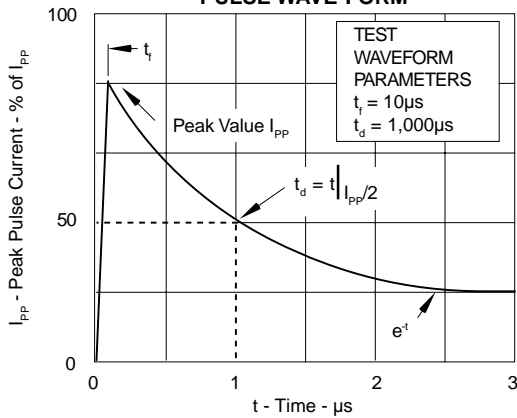
PHP8.4 - PHP500 & PIP8.4-PIP500

GRAPHS

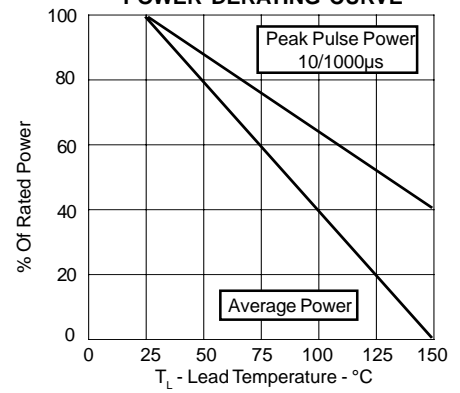
**FIGURE 1
PEAK PULSE POWER VS PULSE TIME**



**FIGURE 2
PULSE WAVE FORM**

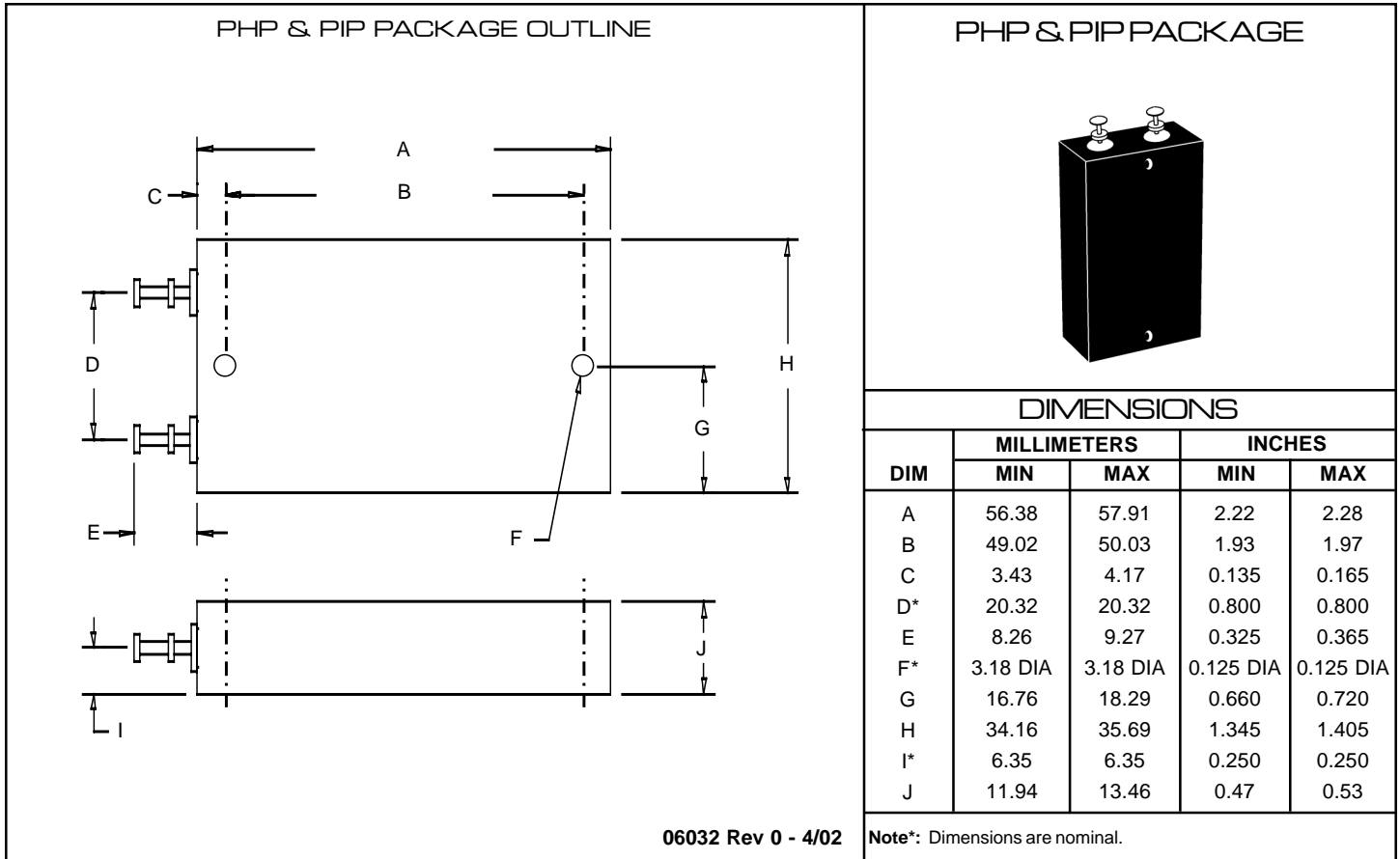


**FIGURE 3
POWER DERATING CURVE**



PHP8.4 - PHP500 & PIP8.4-PIP500

PACKAGE OUTLINE & DIMENSIONS



ProTek Devices
 2929 South Fair Lane, Tempe, AZ 85282
 Tel: 602-431-8101 Fax: 602-431-2288
 E-Mail: sales@protekdevices.com
 Web Site: www.protekdevices.com

COPYRIGHT © ProTek Devices 2001

SPECIFICATIONS: ProTek reserves the right to change the electrical and or mechanical characteristics described herein without notice (except JEDEC).

DESIGN CHANGES: ProTek reserves the right to discontinue product lines without notice, and that the final judgement concerning selection and specifications is the buyer's and that in furnishing engineering and technical assistance, ProTek assumes no responsibility with respect to the selection or specifications of such products.