

A suffix of "-C" specifies halogen & lead-free

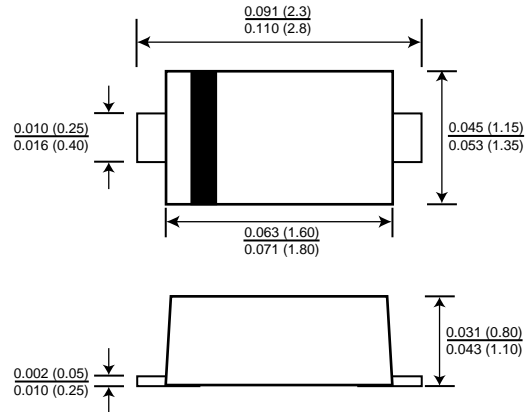
FEATURES

- RoHS Compliant Product
- Designed for Mounting on Small Surface
- High Speed
- High Mounting Capability, Strong Surge Withstand, High Reliability

MECHANICAL DATA

- Case: SOD-323L Molded Plastic
- Terminals: Solder Plated, solderable MIL-STD-750, Method 2026
- Polarity: Indicated by Cathode Band
- Weight: 0.006 grams (approx.)
- Mounting Position: Any

SOD-323L



Dimensions in inch (mm)

MAXIMUM RATINGS (at Ta=25°C unless otherwise noted)

PARAMETER	CONDITIONS	SYMBOL	Min.	Typ.	Max.	UNIT
Repetitive Peak Reverse Voltage		V_{RM}			100	V
Continuous Reverse Voltage		V_R			80	V
Mean Rectifying Current		I_O			100	mA
Forward Surge Current	1 sec. single half sine-wave superimposed on rate load (JEDEC method)	I_{FSM}		500		mA
Power Dissipation		P_d			350	mW
Operating Temperature		T_J			+125	°C
Storage Temperature		T_{STG}	-55		+125	°C
Storage Humidity		RH		45		%

● ELECTRICAL CHARACTERISTICS (at Ta=25 °C unless otherwise noted)

PARAMETER	CONDITIONS	SYMBOL	Min.	Typ.	Max.	UNIT
Forward Voltage	$I_F = 100\text{mA}$	V_F		0.93	1.20	V
Reverse Current	$V_R = 75\text{V}$	I_R		0.02	0.1	μA
Capacitance Between Terminals	$f = 1\text{MHz}$ and Applied 0V DC Reverse Voltage	C_T			3	pF
Reverse Recovery Time	$V_R = 6\text{V}$, $I_F = 10\text{mA}$, $R_L = 50\ \Omega$	trr			4	ns

● RATING AND CHARACTERISTIC CURVES ($T_a = 25\text{ }^\circ\text{C}$)

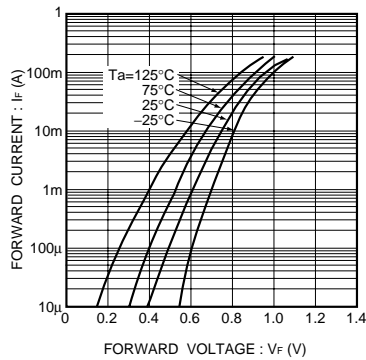


Fig.1 Forward characteristics

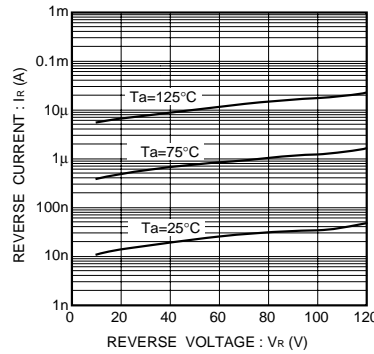


Fig.2 Reverse characteristics

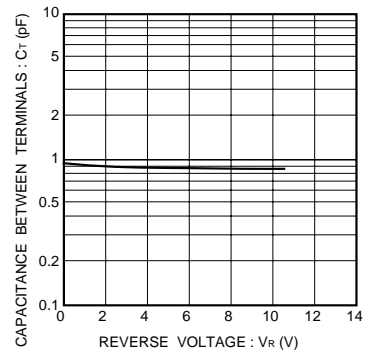


Fig.3 Capacitance between terminals characteristics

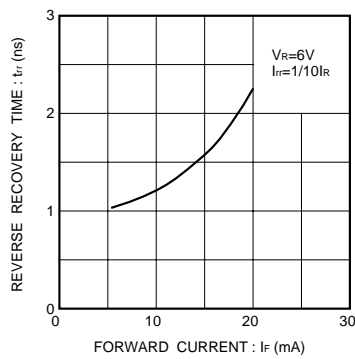


Fig.4 Reverse recovery time characteristics

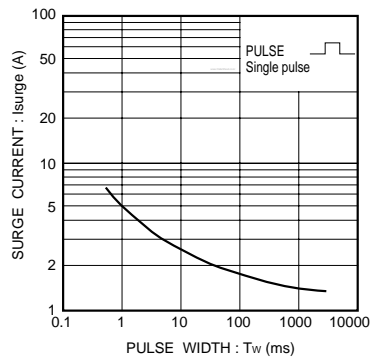


Fig.5 Surge current characteristics