



PRODUCT SPECIFICATION

REV A January 2010


Oscilent Controlled Document

Ordering Code / Part Number	Product Description
803-RF446.0M-A	Wireless, RF Filter

Specification Contents

- o Mechanical Dimensions
- o Test Circuit
- o Maximum Ratings
- o Electrical Specification
- o Frequency Performance

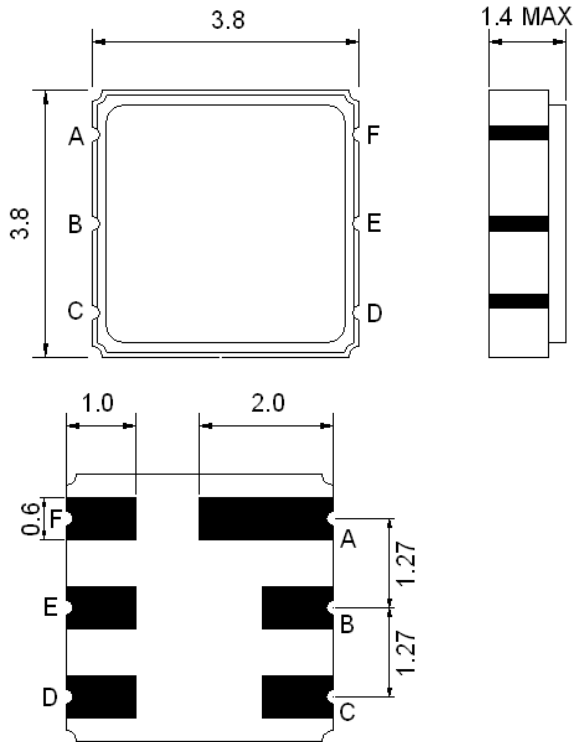
Notes

- o Electrostatic Sensitive Device (ESD) 
- o Avoid excessive ultrasonic exposure
- o Solderability compatible with JEDEC J-STD-020C Pb-free process, 260°C peak reflow temperature
- o This product complies with EU directive 2002/95/EC (RoHS compliance)



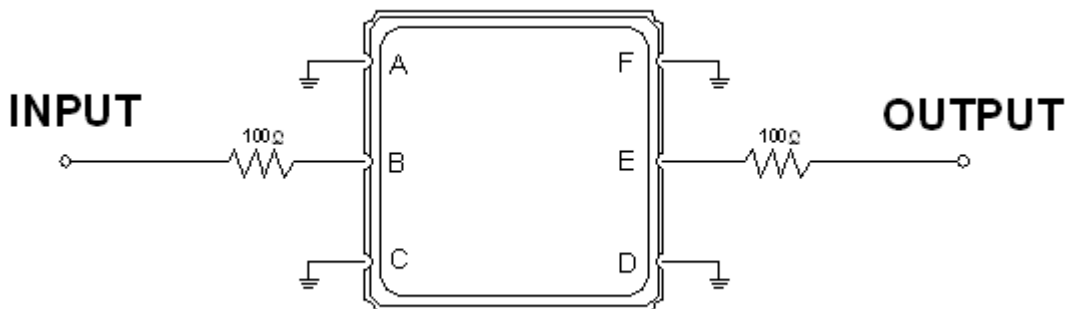


Mechanical Dimensions (mm)



Pin Description	
A, C, D, F	Ground
B	In
E	Out

Test Circuit



Source and Load Impedance: 50 Ω



Maximum Ratings

Parameters Description	Unit	Minimum	Typical	Maximum
Operating Temperature Range	°C	-10	-	+60
Storage Temperature Range	°C	-40	-	+85
Maximum DC Voltage	V	-	-	0
Maximum Input Power	dBm	-	-	0
Source Impedance (single ended) ⁽¹⁾	Ω	-	150	-
Load Impedance (single ended) ⁽¹⁾	Ω	-	150	-

Electrical Specification

Parameters Description	Unit	Minimum	Typical	Maximum
Center Frequency (Fo)	MHz	-	446.0	-
Insertion Loss within 444 ~ 448 MHz	dB	-	1.5	3.0
Amplitude Ripple within 444 ~ 448 MHz	dB _{p-p}	-	0.8	2.0
Attenuation:				
DC~ Fo-42.8 MHz	dB	50	55	-
Fo+40 ~ Fo+200 MHz	dB	50	55	-
Terminating Impedance	Ω/pF		150/0	



Frequency Performance

