

PSD5008 Thru PSD5016

High Current Glass Passivated Molding Three -Phase Bridge Rectifier

Reverse Voltage 800 to 1600V Forward Current 50A

FEATURES

- I Plastic Package has Underwriters Laboratory Flammability Classification 94V-0
- I High current capacity with small package
- I Glass passivated chip junctions
- I Superior thermal conductivity
- I High IFSM

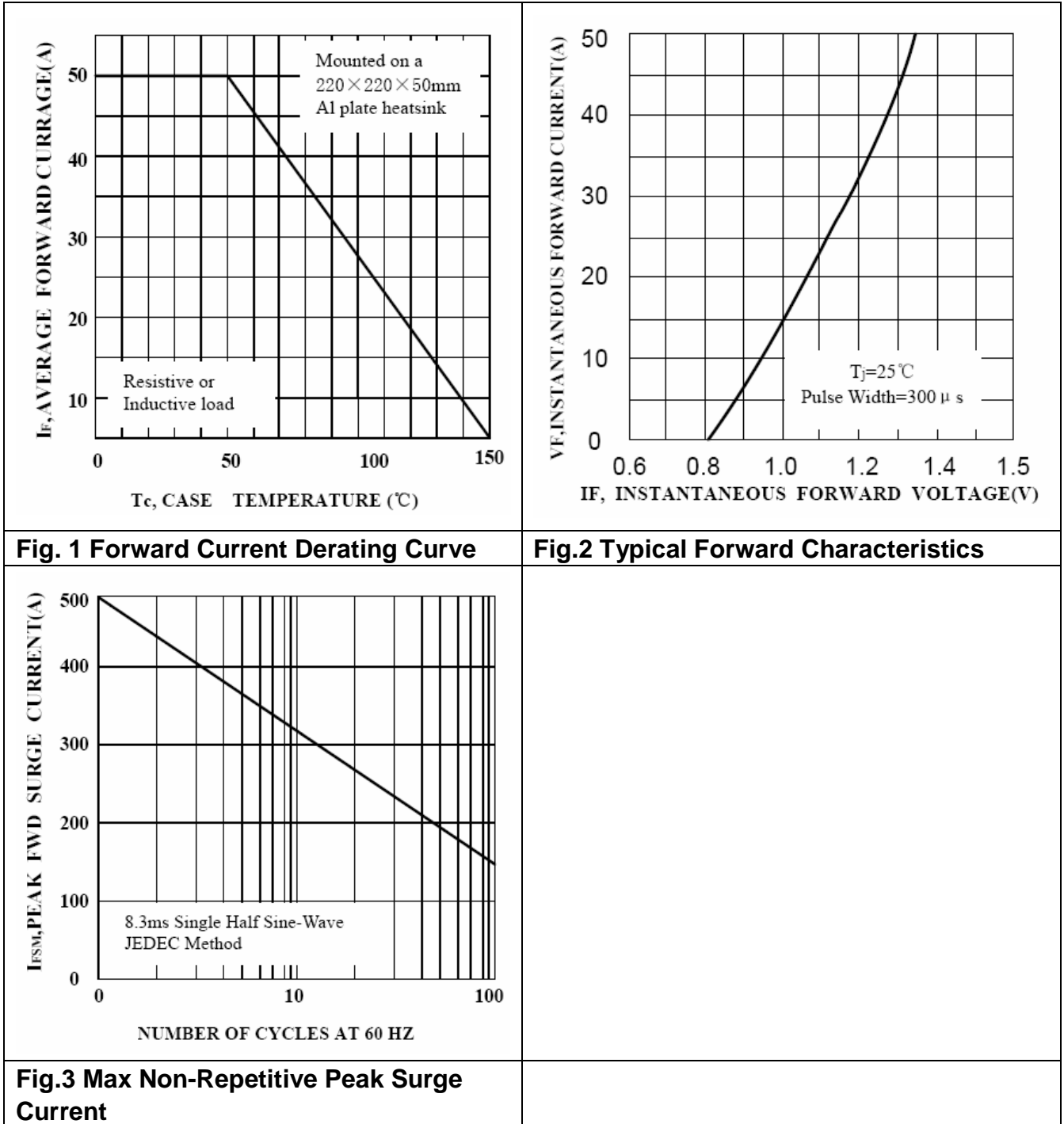


1. Maximum & Thermal Characteristics Ratings at 25°C ambient temperature unless otherwise specified.

Item	Symbol	PSD5008	PSD5012	PSD5014	PSD5016	Unit
Maximum repetitive voltage	VRM	800	1200	1400	1600	V
Maximum RMS Voltage	VRMS	560	840	980	1120	V
Maximum DC Blocking Voltage	VDC	800	1200	1400	1600	V
Peak Reverse Current (per leg) @Tj = 25°C	IR	5				µA
At Rated DC Blocking Voltage @Tj = 125°C		5.0				mA
Average recified forward current 60Hz sine wave,R-load with heatsink Tc=50°C	Io	50				A
Non-Repetitive Peak Forward Surge Current (No Voltage Reapplied t = 8.3ms at 60Hz) (No Voltage Reapplied t = 10ms at 50Hz) (100% VRRM Reapplied t = 8.3ms at 60Hz) (100% VRRM Reapplied t = 8.3ms at 50Hz)	IFSM	500				A
		475				
		420				
		400				
RMS Isolation Voltage from Case to Lead	VISOL	2500				V
Max instantaneous forward voltage @25 A/25°C	VF	1.05				V
Typical Thermal Resistance per Element	RθJC	0.9				°C/W
I2t Rating for Fusing	I ² t	1030				A ² sec
Operating junction temperature	Tj	-40~150				°C
Storage temperature	Tstg	-40~150				°C


PSD5008 Thru PSD5016

2. Ratings and Characteristic Curves ($T_A = 25^\circ\text{C}$ unless otherwise noted)



PSD5008 Thru PSD5016

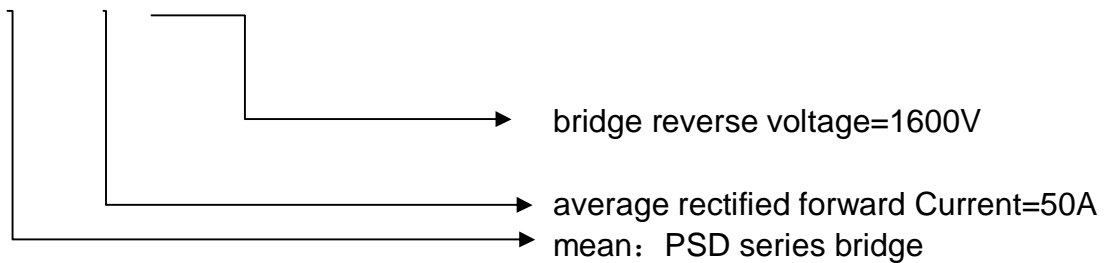
3. Marking Identification



Note:

生产日期码包含4位数字，例如“1040”，前两个数字“10”表示为2010年，另外二个数字“40”是指第40周，即表示该产品为2010年40周生产。

型号：**PSD 50 16**



4. Dimension

