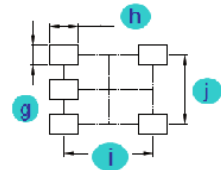
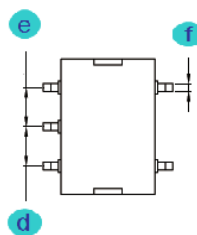
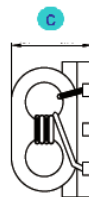
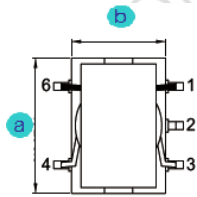


A. Electrical Specifications:

P/N	Winding Turns	Insertion Loss 3dB Max.
SBT301-02	2.5 Ts	@ 8~1600 MHz
SBT301-03	3.5 Ts	@ 7~1100 MHz
SBT301-04	4.5 Ts	@ 8~600 MHz

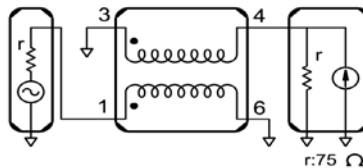
B. Dimensions: mm (Inch)

Series	a	b	c	d	e	f	g	h	i	j
SBT301	6.9 (0.272)	6.9 (0.272)	4.4 (0.173)	2.0 (0.079)	2.0 (0.079)	0.6 (0.024)	1.2 (0.047)	1.7 (0.067)	5.7 (0.224)	4.0 (0.157)
Tol.	Max.	Max.	Max.	±0.3 (0.012)	±0.3 (0.012)	±0.15 (0.006)	Typ.	Typ.	Typ.	Typ.



Recommended Patterns

C. Test Circuit:



Test Equipment : WILTRON 5411A

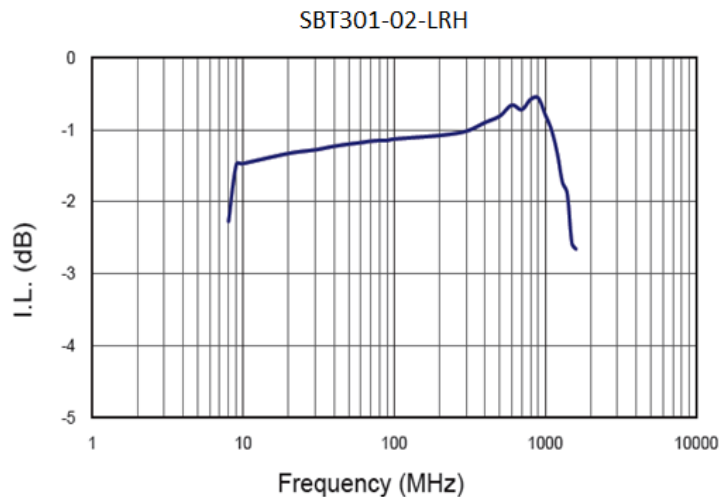
D. Features:

- Base pin terminal treated, allowing mounting 'as is' on a PCB.
- Custom Specifications available.
- MSL: Level 1.

E. Applications:

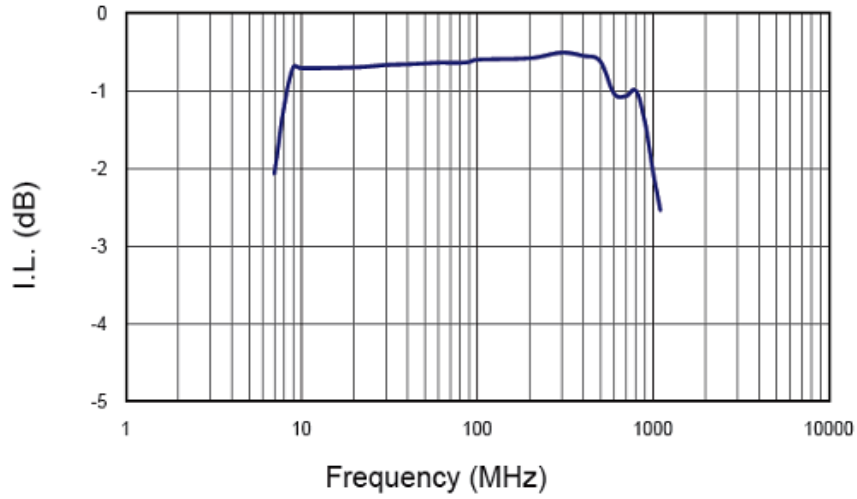
- Double balance mixers, broad-band transformers, impedance transformers, etc.
- Common Mode Choke Coils.

F. Characteristics Curve:





SBT301-03-LRH



SBT301-04-LRH

