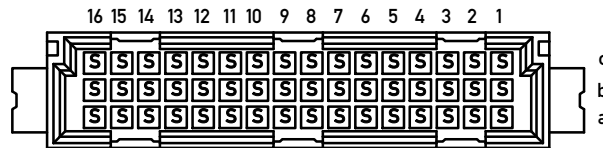
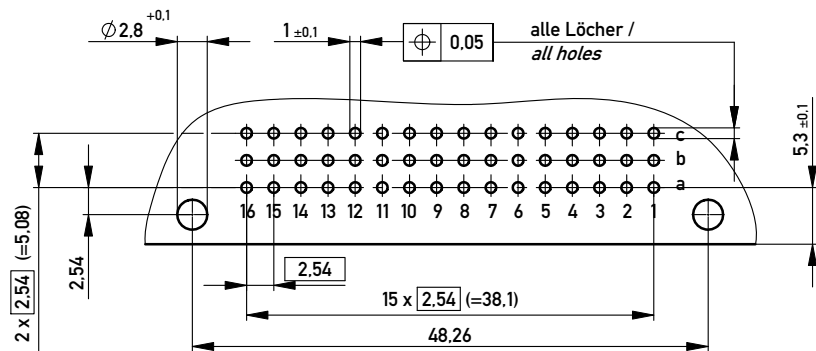


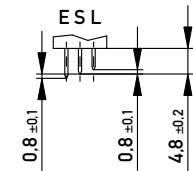
Bestückungsplan / contact layout



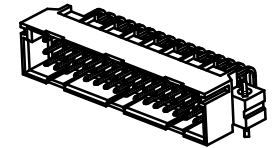
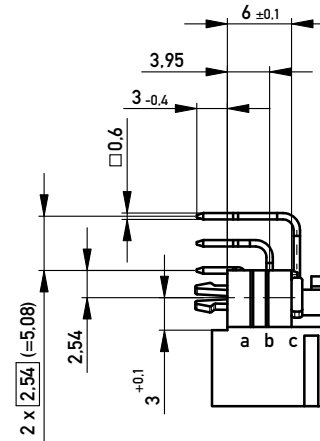
Leiterplatten- Lochbild / PCB drillhole pattern



Stecklänge / mating length



E = early mate, late break / voreilend  
 S = standard  
 L = late mate, early break / nacheilend



Lötanschluss 0,6x0,6mm / solder terminal 0,6x0,6mm

Isolierwerkstoff / housing material : PBT GF 30

Bauart 4 / type 4

Anforderungsstufe 2 = 400 Steckzyklen / performance class 2 = 400 mating cycles

Fehlende Maße und Angaben nach IEC 60 603-2 / DIN EN 60 603-2

Missing information and dimensions per IEC 60 603-2 / DIN EN 60 603-2

Berdeckung siehe Zeichnung 294905

marking see drawing 294905

Copyright by ERNI GmbH.  
 Proprietary notice pursuant to ISO 16016 to be observed.

|  |            |   |                      |  |
|--|------------|---|----------------------|--|
| Information:   |            | Tolerances  | All Dimensions in mm | Scale 2:1  |
| All rights reserved.<br>Only for Information.<br>To ensure that this is the latest version of this drawing, please contact one of the ERNI companies before using. |            | Subject to modification without prior notice.<br>Drawing will not be updated. |                      | Designation<br><b>Messerleiste C/2 48 Löt + Clip</b><br><b>Male Con.C/2 48 solder + clip</b> |
| www.ERNI.com   |            | <b>384200</b>   |                      | I<br>A3  |
| -  | 25.08.2009 | Class   |                      | STVC/2   |
| Index  | Date       |   |                      |  |