

9097250 TOSHIBA (DISCRETE/OPTO)

56C 07434 D7-31-21

SILICON NPN EPITAXIAL PLANAR TYPE

2SC1164

Unit in mm

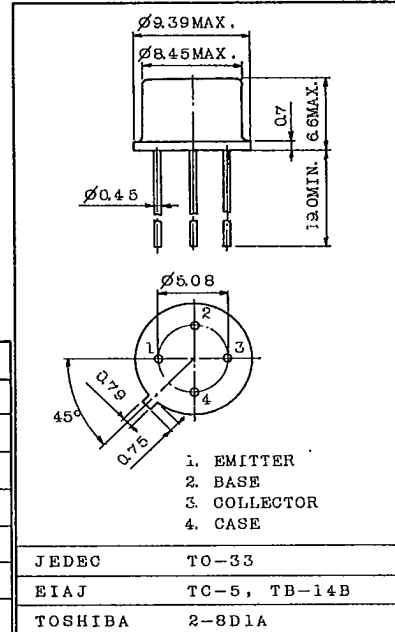
HIGH POWER AMPLIFIER FOR CATV APPLICATIONS.

FEATURES:

- . Wide Band and High Gain for Class A Amplifier.
- . Excellent Cross Modulation Characteristics.
- . All Electrodes Insulated from Case.

MAXIMUM RATINGS (Ta=25°C)

CHARACTERISTIC	SYMBOL	RATING	UNIT
Collector-Base Voltage	V _{CB0}	50	V
Collector-Emitter Voltage	V _{CEO}	35	V
Emitter-Base Voltage	V _{EB0}	3	V
Collector Current	I _C	300	mA
Collector Power Dissipation	P _C	600	mW
Junction Temperature	T _j	150	°C
Storage Temperature Range	T _{stg}	-55 ~ 150	°C



Weight : 1.2g

ELECTRICAL CHARACTERISTICS (Ta=25°C)

CHARACTERISTIC	SYMBOL	TEST CONDITION	MIN.	TYP.	MAX.	UNIT
Collector Cut-off Current	I _{CB0}	V _{CB} =20V, I _E =0	-	-	0.3	μA
Collector-Emitter Breakdown Voltage	V _{(BR)CEO}	I _C =5mA, I _B =0	35	-	-	V
DC Current Gain	h _{FE} (Note)	V _{CE} =10V, I _C =50mA	25	-	90	
Transition Frequency	f _T	V _{CE} =20V, I _E =-50mA	1100	1400	-	MHz
Collector Output Capacitance	C _{ob}	V _{CB} =15V, I _E =0, f=1MHz	-	2.2	3.0	pF
Noise Figure	NF	V _{CE} =20V, I _C =10mA R _g =50Ω, f=200MHz	-	4.0	5.0	dB
Power Gain	G _{pe}	V _{CC} =20V, I _E =-50mA f=200MHz	10	14	-	dB

Note: h_{FE} Classification R:25~50 O:45~90

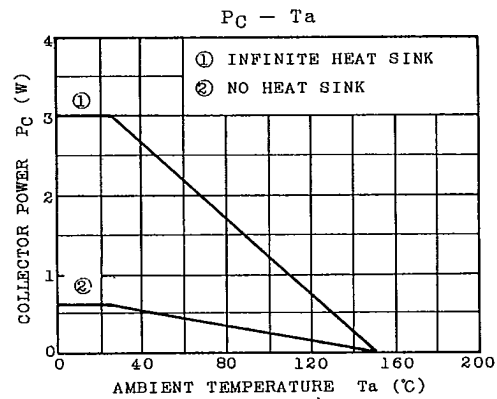
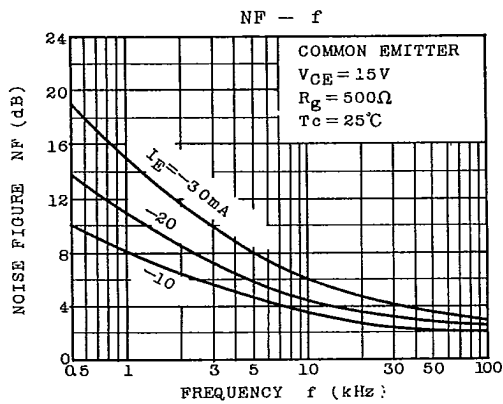
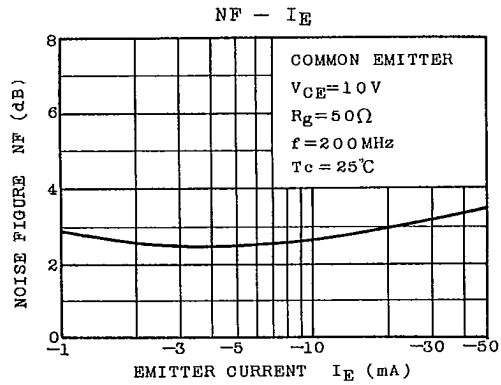
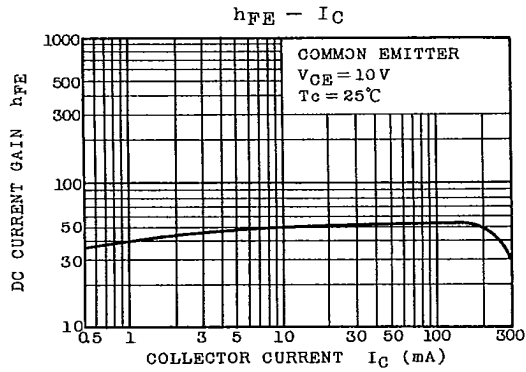
TOSHIBA CORPORATION

9097250 TOSHIBA (DISCRETE/OPTO)

56C 07435

DT-31-21

2SC1164



TOSHIBA CORPORATION