

GBU1001 THRU GBU1007



SINGLE PHASE 10 AMP BRIDGE RECTIFIERS



FEATURES

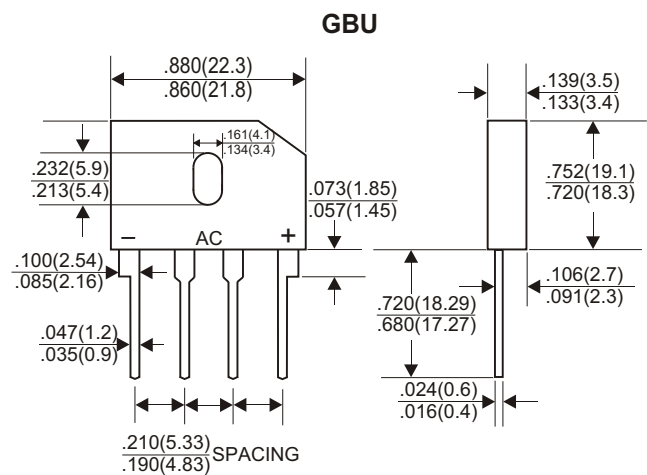
- * Ideal for printed circuit board
- * Low forward voltage
- * Low leakage current
- * Polarity: marked on body
- * Mounting position: Any

VOLTAGE RANGE

50 to 1000 Volts

CURRENT

10 Amperes



MAXIMUM RATINGS AND ELECTRICAL CHARACTERISTICS

Rating 25°C ambient temperature unless otherwise specified.
 Single phase half wave, 60Hz, resistive or inductive load.
 For capacitive load, derate current by 20%.

TYPE NUMBER	GBU1001	GBU1002	GBU1003	GBU1004	GBU1005	GBU1006	GBU1007	UNITS
Maximum Recurrent Peak Reverse Voltage	50	100	200	400	600	800	1000	V
Maximum RMS Voltage	35	70	140	280	420	560	700	V
Maximum DC Blocking Voltage	50	100	200	400	600	800	1000	V
Maximum Average Forward Rectified Current at T _c =100°C	10							A
Peak Forward Surge Current, 8.3 ms single half sine-wave superimposed on rated load (JEDEC method)	220							A
Maximum Forward Voltage Drop per Bridge Element at 5.0A D.C.	1.1							V
Maximum DC Reverse Current Ta=25°C	5.0							μA
at Rated DC Blocking Voltage Ta=100°C	500							μA
Operating Temperature Range, T _J	-65 — +150							°C
Storage Temperature Range, T _{stg}	-65 — +150							°C

RATING AND CHARACTERISTIC CURVES (GBU1001 THRU GBU1007)

FIG.1-TYPICAL FORWARD CURRENT DERATING CURVE

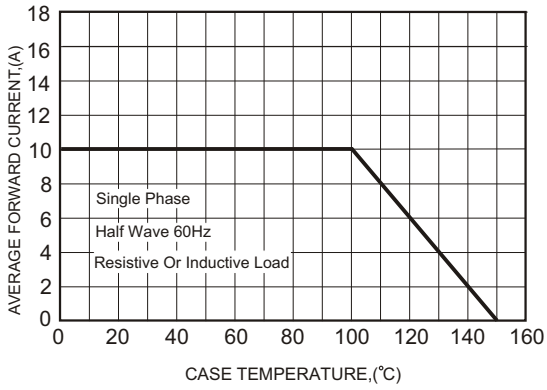


FIG.2-MAXIMUM NON-REPETITIVE FORWARD SURGE CURRENT

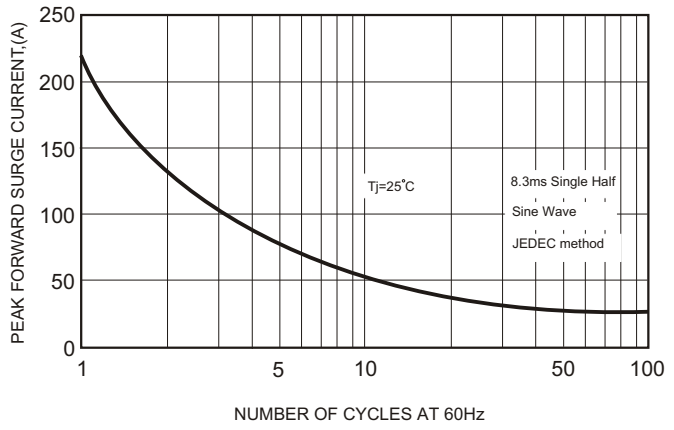


FIG.3-TYPICAL FORWARD CHARACTERISTICS

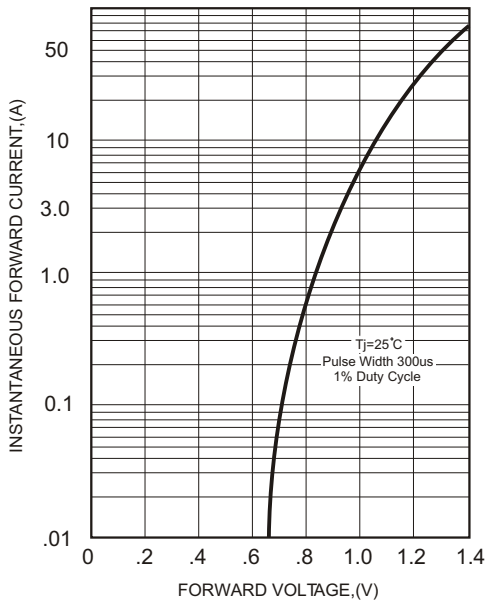


FIG.4-TYPICAL REVERSE CHARACTERISTICS

