

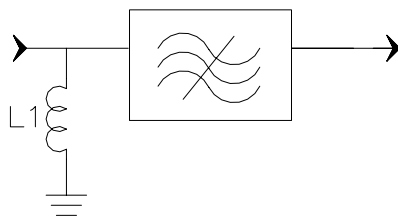
Specifications

Parameter	Unit	Minimum	Typical	Maximum
Center Frequency	MHz	79.9	80	80.1
Insertion Loss	dB	-	22.5	25
1 dB Bandwidth	MHz	14.48	14.56	-
3 dB Bandwidth	MHz	14.9	14.97	-
40 dB Bandwidth	MHz	-	16.5	16.6
Group Delay Variation($f_0 \pm 7.3\text{MHz}$)	nsec	-	40	60
Phase Linearity($f_0 \pm 7.3\text{MHz}$)	degree	-	5	8
Passband Variation	dB	-	0.6	1
Ultimate Rejection	dB	50	60	-
Absolute delay	usec	-	2.29	-
Substrate Material		128LN		
Ambient Temperature	°C	25		
Package Size		DIP2212 (22.2x12.8x4.7mm ³)		

Notes:

1. All specifications are based on the test circuit shown
2. In production, devices will be tested at room temperature to a guardbanded specification to ensure electrical compliance over temperature
3. Electrical margin has been built into the design to account for the variations due to temperature drift and manufacturing tolerances
4. This is the optimum impedance in order to achieve the performance shown

Matching Configuration



L1 = 100nH

Source/Load Impedance = 50 ohm

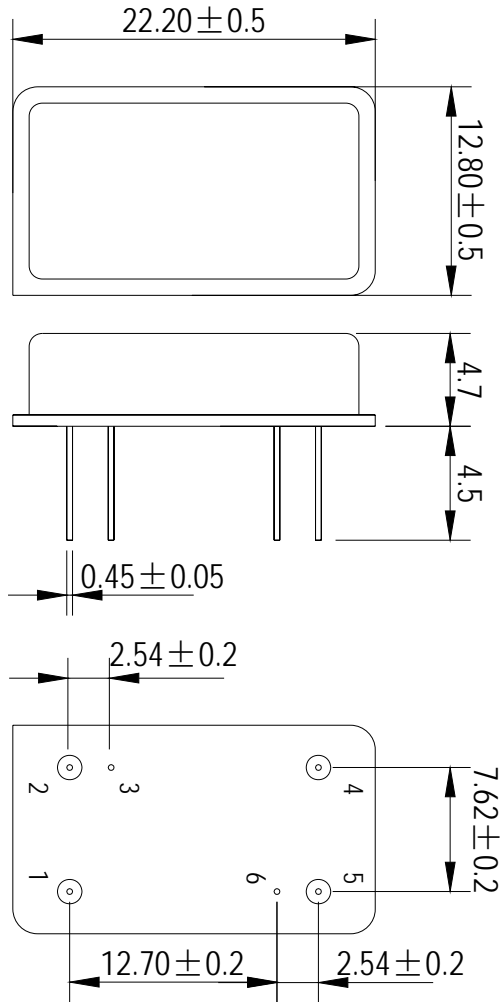
Notes - Component values may change depending on board layout.



SIPAT Co., Ltd.
(CETC No. 26 Research Institute)
Nanping Huayuan Road No. 14
Chongqing, China, 400060

Part Number	LBN08023		
Rev. Date	2004-12-21		
Rev.	1.0	Page 1/3	

Package Dimension

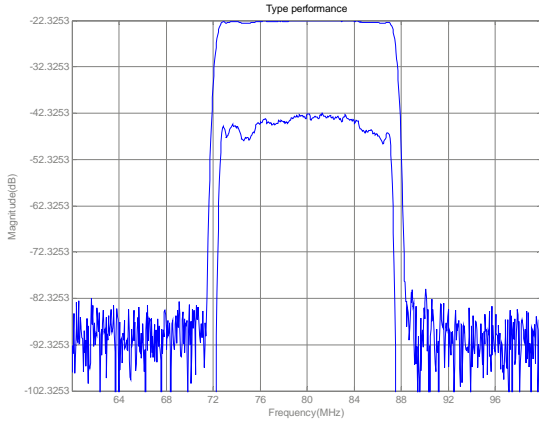


SIPAT Co., Ltd.
(CETC No. 26 Research Institute)
Nanping Huayuan Road No. 14
Chongqing, China, 400060

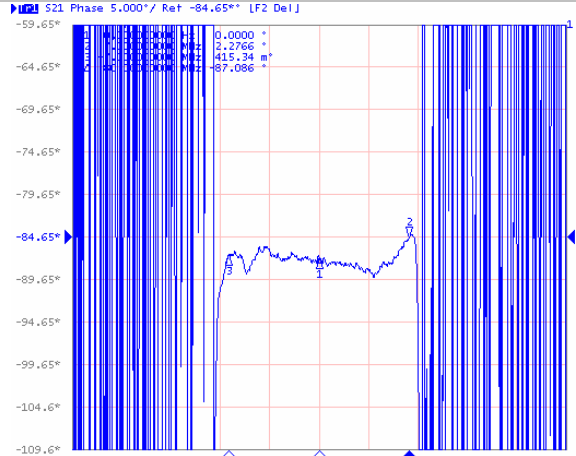
Part Number	LBN08023	
Rev. Date	2004-12-21	
Rev.	1.0	Page 2/3

Typical Performance

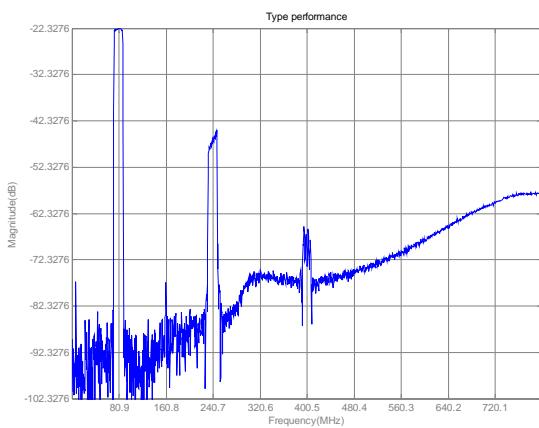
Frequency Respond



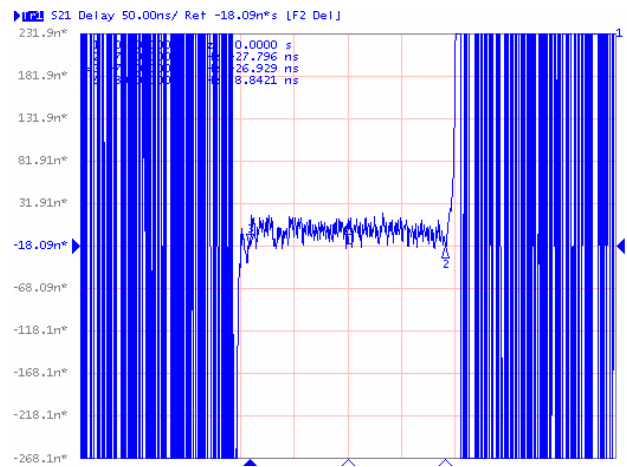
Phase Linearity($f_0 \pm 7.3\text{MHz}$)



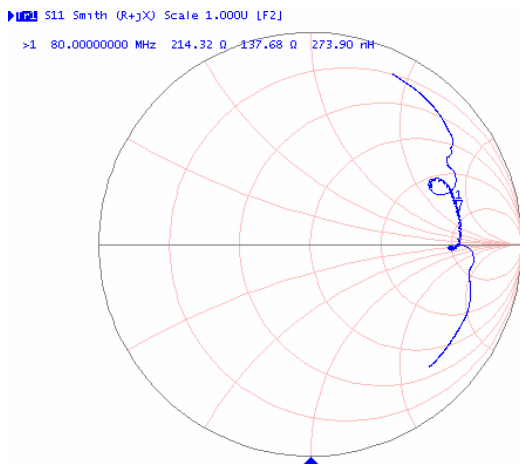
Wideband Respond



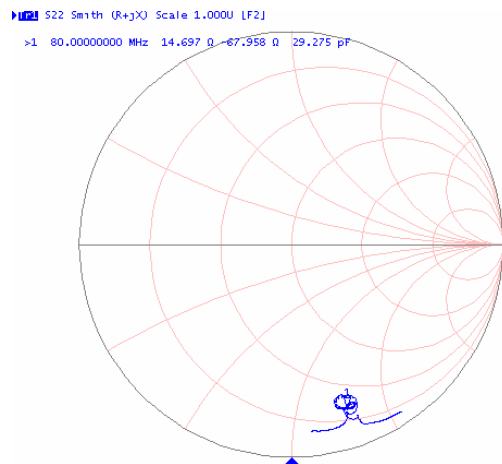
Group delay Variation($f_0 \pm 7.3\text{MHz}$)



Smith Chart S11



Smith Chart S22



SIPAT Co., Ltd.
(CETC No. 26 Research Institute)
Nanping Huayuan Road No. 14
Chongqing, China, 400060

Part Number	LBN08023	
Rev. Date	2004-12-21	
Rev.	1.0	Page 3/3