
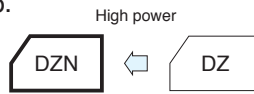


High power type Capacitors

GREEN CAP 70°C Low ESR 2.5V / 2.7V

- Low internal resistance allows boosting charge and heavy-current discharge. (ampere level)
- Pollution-Free ; with no pollutants such as Cd or Pb.
- Unlike batteries, excellent charge and discharge characteristics with no chemical reaction



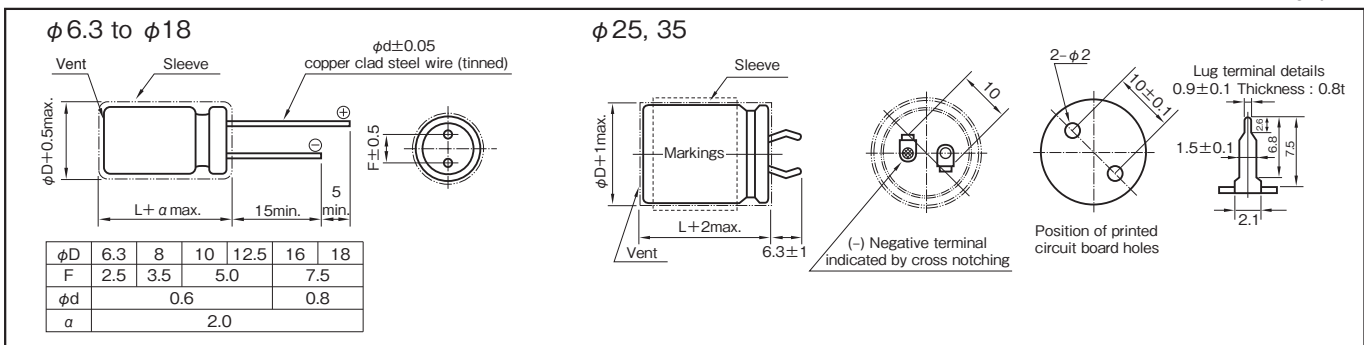
Marking color : White print on a blue sleeve

Specifications

Item	Performance	
Category temperature range (°C)	-25 to +70	
Tolerance at rated capacitance (%)	-20 to +80	
Internal resistance at 1 kHz	Refer to the following page	
Characteristics at high and low temperature	Percentage of capacitance change	Within ±30% of the value at 20°C
	Internal resistance	Less than five times of the value at 20°C
Endurance (70°C)	Test time	1000 hours
	Percentage of capacitance change	Within ±30% of the initial measured value
	Internal resistance	Less than four times of the initial specified value
Shelf life (70°C)	Test time : 1000 hours ; Same as endurance.	
Applicable standards	Conforms to JIS C5160-1 2009 (IEC 62391-1 2006)	

Outline Drawing

Unit : mm



Part numbering system (example : 2.5V10F)

DZN	—	2R5	D	106	(H8)	T
Series code		Rated voltage symbol	Terminal code	Rated capacitance symbol	Casing symbol	

Part number is refer to the following page.

NOTE

Design, Specifications are subject to change without notice. Ask factory for technical specifications before purchase and/or use.

Standard Ratings (Series DZ 2.5V)

Max. operating voltage (V)	Rated capacitance (F)	Max. Leakage Current (mA) after 24h	ELNA Parts No.	φD×L (mm)	Internal resistance (Ω max.) at 1kHz	Internal resistance (mΩ) at 1kHz (measurement value)
2.5	0.7	0.1	DZN-2R5D704G4T	8.0×15.0	0.4	200
2.5	0.9	0.1	DZN-2R5D904F4T	6.3×14.0	0.4	300
2.5	1.0	0.1	DZN-2R5D105G3T	8.0×12.0	0.3	150
2.5	1.0	0.1	DZN-2R5D105G4T	8.0×15.0	0.3	150
2.5	1.0	0.1	DZN-2R5D105T	8.0×22.0	0.3	120
2.5	2.7	0.2	DZN-2R5D275G5T	8.0×22.0	0.3	120
2.5	3.3	0.2	DZN-2R5D335H5T	10.0×20.0	0.2	60
2.5	3.3	0.2	DZN-2R5D335T	12.5×23.0	0.2	60
2.5	4.7	0.3	DZN-2R5D475H5T	10.0×20.0	0.1	70
2.5	4.7	0.3	DZN-2R5D475T	12.5×31.5	0.1	35
2.5	6.8	0.4	DZN-2R5D685H7T	10.0×30.0	0.1	40
2.5	10	0.5	DZN-2R5D106H8T	10.0×35.0	0.1	35
2.5	10	0.5	DZN-2R5D106Z8T	12.5×36.5	0.1	30
2.5	10	0.5	DZN-2R5D106T	18.0×35.0	0.1	25
2.5	15	0.7	DZN-2R5D156J5T	16.0×20.0	0.1	30
2.5	20	0.8	DZN-2R5D206K8T	18.0×35.0	0.1	25
2.5	20	0.8	DZN-2R5D206T	18.0×40.0	0.1	20
2.5	22	0.8	DZN-2R5D226J6T	16.0×25.0	0.1	25
2.5	30	0.8	DZN-2R5D306K9T	18.0×40.0	0.1	25
2.5	33	0.8	DZN-2R5D336J8T	16.0×35.5	0.1	25
2.5	50	1.0	DZN-2R5D506T	25.0×40.0	0.03	15
2.5	100	1.0	DZN-2R5D107S37T	25.0×50.0	0.03	15
2.5	100	1.0	DZN-2R5D107T	35.0×50.0	0.03	8
2.5	200	2.0	DZN-2R5D207S57T	35.0×50.0	0.03	8

We tailor packaged product in series and parallel arrangements according to voltage and capacitance as required.

Standard Ratings (Series DZ 2.7V)

Max. operating voltage (V)	Rated capacitance (F)	Max. Leakage Current (mA) after 24h	ELNA Parts No.	φD×L (mm)	Internal resistance (Ω max.) at 1kHz	Internal resistance (mΩ) at 1kHz (measurement value)
2.7	0.7	0.2	DZN-2R7D704G4T	8.0×15.0	0.4	200
2.7	0.9	0.2	DZN-2R7D904F4T	6.3×14.0	0.4	300
2.7	1.0	0.2	DZN-2R7D105G3T	8.0×12.0	0.3	150
2.7	1.0	0.2	DZN-2R7D105G4T	8.0×15.0	0.3	150
2.7	1.0	0.2	DZN-2R7D105G5T	8.0×22.0	0.3	120
2.7	2.7	0.3	DZN-2R7D275G5T	8.0×22.0	0.3	120
2.7	3.3	0.3	DZN-2R7D335H5T	10.0×20.0	0.2	90
2.7	3.3	0.3	DZN-2R7D335Z6T	12.5×23.0	0.2	60
2.7	4.7	0.4	DZN-2R7D475H5T	10.0×20.0	0.1	70
2.7	4.7	0.4	DZN-2R7D475Z7T	12.5×31.5	0.1	35
2.7	6.8	0.5	DZN-2R7D685H7T	10.0×30.0	0.1	40
2.7	10	0.6	DZN-2R7D106H8T	10.0×35.0	0.1	35
2.7	10	0.6	DZN-2R7D106Z8T	12.5×36.5	0.1	30
2.7	10	0.6	DZN-2R7D106K8T	18.0×35.0	0.1	25
2.7	15	0.8	DZN-2R7D156J6T	16.0×25.0	0.1	40
2.7	20	1.0	DZN-2R7D206K8T	18.0×35.0	0.1	25
2.7	20	1.0	DZN-2R7D206K9T	18.0×40.0	0.1	25
2.7	22	1.0	DZN-2R7D226J7T	16.0×31.5	0.1	25
2.7	30	1.0	DZN-2R7D306K9T	18.0×40.0	0.1	25
2.7	33	1.0	DZN-2R7D336J9T	16.0×40.0	0.1	25

We tailor packaged product in series and parallel arrangements according to voltage and capacitance as required.