



Data Sheet

telephone
949 252 0522



Product Category: Ceramic Resonator

Series Number	Package	Description	Last Modified
681 ~ 682	ZTACR / ZTTTCR Ceramic	SMD Resonator	Jan. 01 2010

FEATURES

- Extended temperature range
- Ultra Small SMD Ceramic Resonator
- High stability
- RoHs Compliant

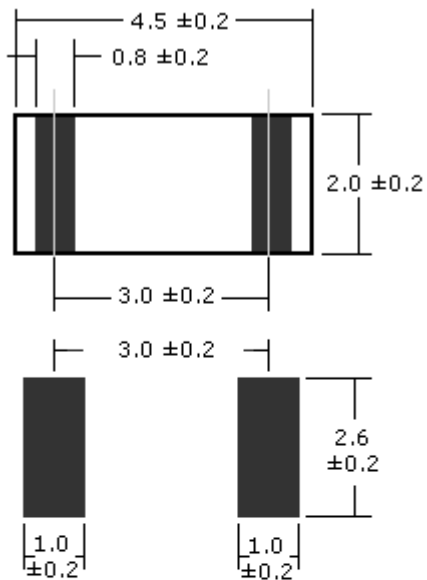


OPERATING CONDITIONS / ELECTRICAL CHARACTERISTICS

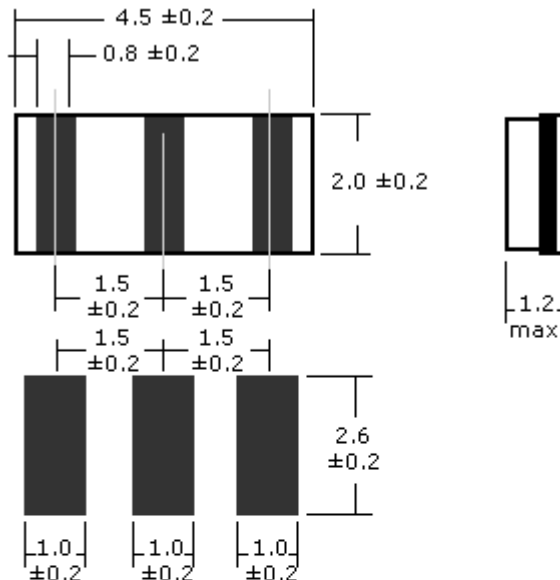
Series No.	Type	Fig	Frequency Range*	Frequency Accuracy	Stability in Temperature	Aging for Ten Years
			(MHz)	@ 25° (MHz)	-20° ~ +80°C	-
681	ZTACR	1	4.0 ~ 8.0	±0.5%	±0.3%	±0.3%
682	ZTTTCR	2	4.0 ~ 8.0			

*Otherr Freq. Avail. Contact Oscilent for assistance.

PACKAGE DIMENSIONS (mm)



Recommended Land Pattern



Recommended Land Pattern

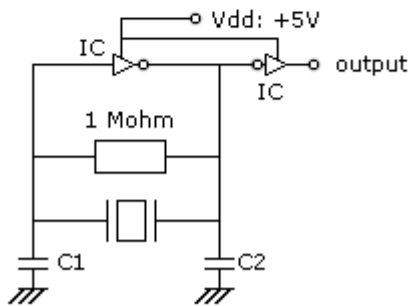


Figure 1) ZTACR

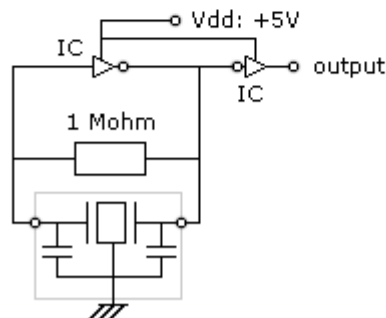


Figure 2) ZTTTCR

Test Circuit IC

Freq. 4.0 ~ 8.0 MHz:

IC: 1/6TC4069UBPx2

VALUES OF C1 & C2

Frequency Range (MHz)	C1 (pF)	C2 (pF)
4.0 ~ 8.0	15 ±20%	15 ±20%

PART NUMBER GUIDE

Part Number	Frequency	Load Capacitance	Frequency Accuracy (%)	Operating Temp (°C)	Packaging**
682	- 4.0M	- 30	- 03	W	- TR
681 = ZTACR 682 = ZTTCR	e.g. -4.0M = 4.00 MHz Std. Range = 20.0 ~ 50 MHz Other Freq. Avail. Contact Oscilent for assistance.	Blank* = Standard as shown in above Table or Fill in the blank e.g 30 = 30pF	Blank* = ±0.5% -03 = ±0.3%	Blank* = -20 ~ +80 -N = -40 ~ +85 -W = -40 ~ +125	Blank* = Bulk -TR = Tape/ Reel

NOTE: Deviations on all parameters available. Please consult Oscilent for details.

DEFINITIONS: Click on the characteristic names above, for definitions of the particular characteristic.

***STANDARDS:** "Blank" part number selections, indicate standard variables for the particular characteristic.

****PACKAGING:** Click on the packaging name above for tape/reel specifications

Oscilent Corporation - CALL **1.949.252.0522**

Series No.: 681 to 682

18226 McDermott Street . Building B . Irvine . CA 92614 . USA

Fax: 1.949.252.0599 . E-Mail: Sales@Oscilent.com