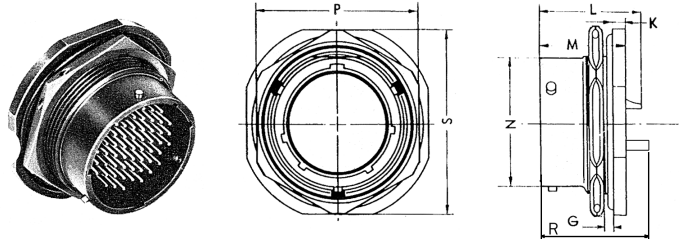


PT07A - 45107A
PT07C
SPT07A

Plain shell jam nut receptacle.

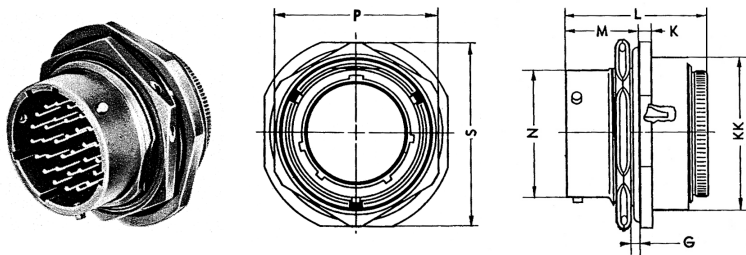


Shell size	R for SPT07A		G		K	L for PT07A 45107A PT07C	M	N	P ± 0.4	S
	Cts* #20 max.	Cts* #16 max.	min.	max.						
8	24.2	26.5	1.6	3.2	3.2	23.7	20.9	12.01	19.1	23.8
10	24.2	26.5	1.6	3.2	3.2	23.7	20.9	14.99	22.2	27
12	24.2	26.5	1.6	3.2	3.2	23.7	20.9	19.05	27	31.8
24	24.2	26.5	1.6	3.2	3.2	23.7	20.9	22.23	30.2	34.9
16	24.2	26.5	1.6	3.2	3.2	23.7	20.9	25.40	33.3	38.1
18	24.2	26.5	1.6	3.2	3.2	23.7	20.9	28.58	36.5	41.3
20	29.6	31.9	1.6	6.4	4	29.2	26.5	31.75	39.7	46
22	29.6	31.9	1.6	6.4	4	29.2	26.5	34.93	42.9	49.2
24	30.4	32.7	1.6	6.4	4	30	27.3	38.10	46	52.4

* Cts 20 = size 20 contacts - Cts 16 = size 16 contacts.

PT07E - 45107E
PT07SE - 45107R
SPT07E

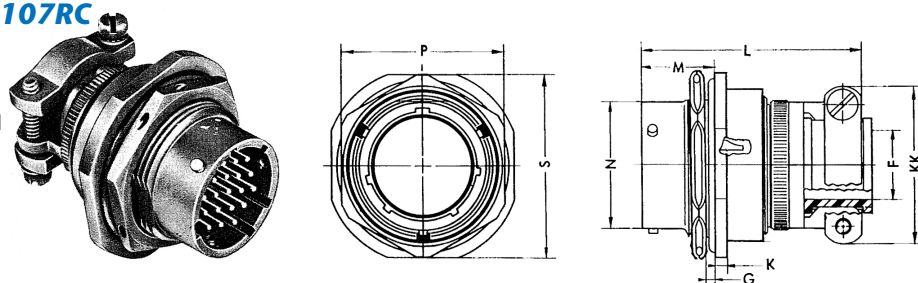
Jam nut receptacle with environmental backnut.



Shell size	G		K	L max.	M	N	P ± 0.4	S	KK
	min.	max.							
8	1.6	3.2	3.2	38.3	17.7	12.01	19.1	23.8	18.5
10	1.6	3.2	3.2	38.3	17.7	14.99	22.2	27	21.7
12	1.6	3.2	3.2	38.3	17.7	19.05	27	31.75	24.9
14	1.6	3.2	3.2	38.3	17.7	22.23	30.2	34.93	28
16	1.6	3.2	3.2	38.3	17.7	25.40	33.3	38.1	31.2
18	1.6	3.2	3.2	38.3	17.7	28.58	36.5	41.3	34.4
20	1.6	6.4	4	41.2	22.5	31.75	39.7	46	38.4
22	1.6	6.4	4	41.2	22.5	34.93	42.9	49.2	41.5
24	1.6	6.4	4	42.8	23.3	38.1	46	52.4	44.7

PT07E (SR) - 45107EC
PT07SE (SR) - 45107RC
SPT07E (SR)

Jam nut receptacle with non-environmental or environmental cable clamp backshell.



Shell size	F	G		K	L	M	N	P ± 0.4	S	KK
		min.	max.							
8	3.2	1.6	3.2	3.2	49.5	17.7	12.01	19.1	23.8	19.8
10	4.8	1.6	3.2	3.2	49.5	17.7	14.99	22.2	27	21.4
12	7.9	1.6	3.2	3.2	49.5	17.7	19.05	27	31.8	24.6
14	9.5	1.6	3.2	3.2	49.5	17.7	22.23	30.2	34.9	27.8
16	12.7	1.6	3.2	3.2	52.6	17.7	25.40	33.3	38.1	29.4
18	15.9	1.6	3.2	3.2	52.6	17.7	28.58	36.5	41.3	35.7
20	15.9	1.6	6.4	4	54.95	22.5	31.75	39.7	46	35.7
22	19.1	1.6	6.4	4	54.95	22.5	34.95	42.9	49.2	40.5
24	20.3	1.6	6.4	4	58.2	23.3	38.1	46	52.5	42.1