

THIS DRAWING IS UNPUBLISHED. RELEASED FOR PUBLICATION
 © COPYRIGHT BY TYCO ELECTRONICS CORPORATION. ALL RIGHTS RESERVED.

LOC		DIST		REVISIONS			
AD	00	P	LTR	DESCRIPTION	DATE	DWN	APVD
		B		REV PER 0G3C-0059-05	16MAR05	RB	MS

SPECIFICATIONS:

MATERIALS:
 BASE: PPS UL94V-0
 COVER: PPS UL94V-0
 ACTUATOR: LCP UL94V-0
 MOVING CONTACT: COPPER ALLOY, GOLD OVER NICKEL PLATE
 FIXED CONTACT/TERMINAL: COPPER ALLOY, GOLD OVER NICKEL PLATE

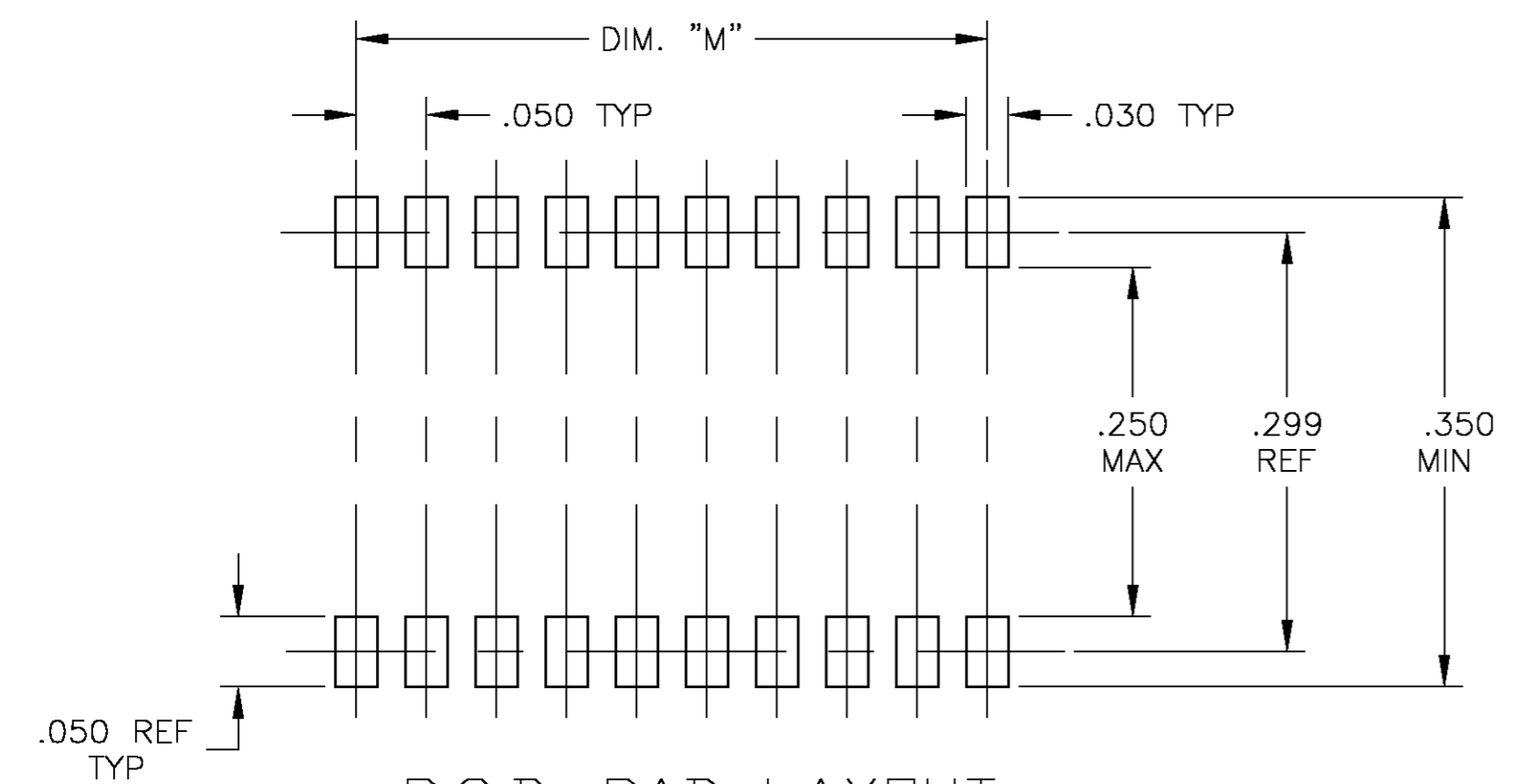
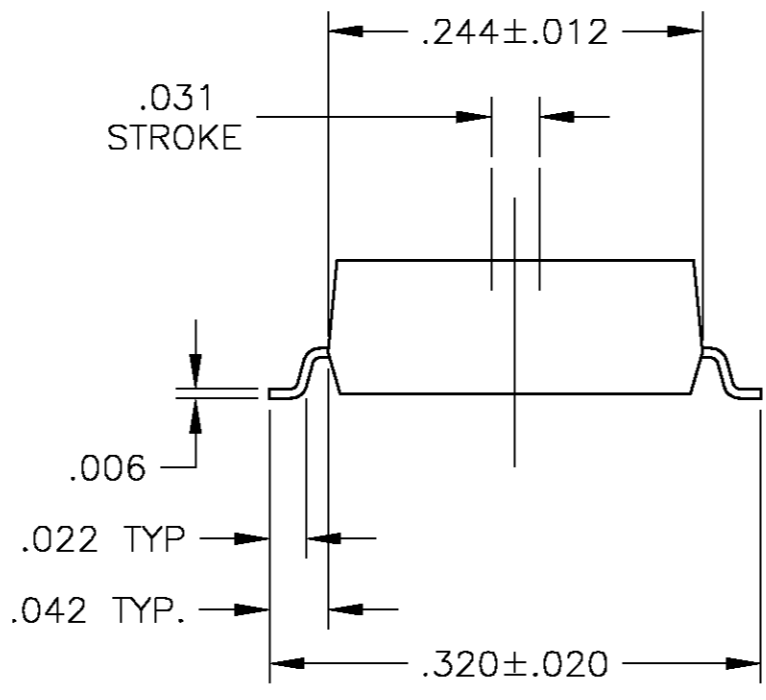
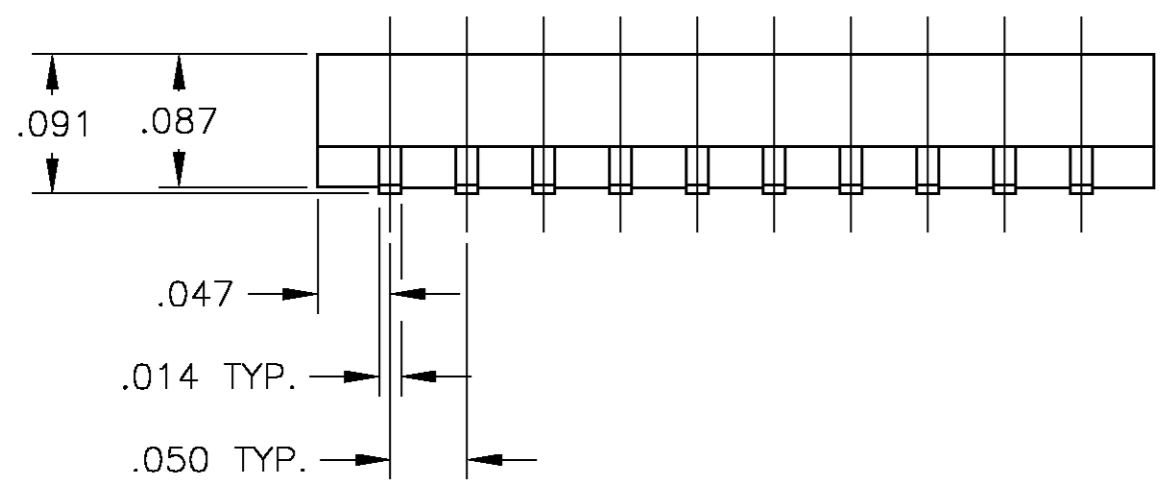
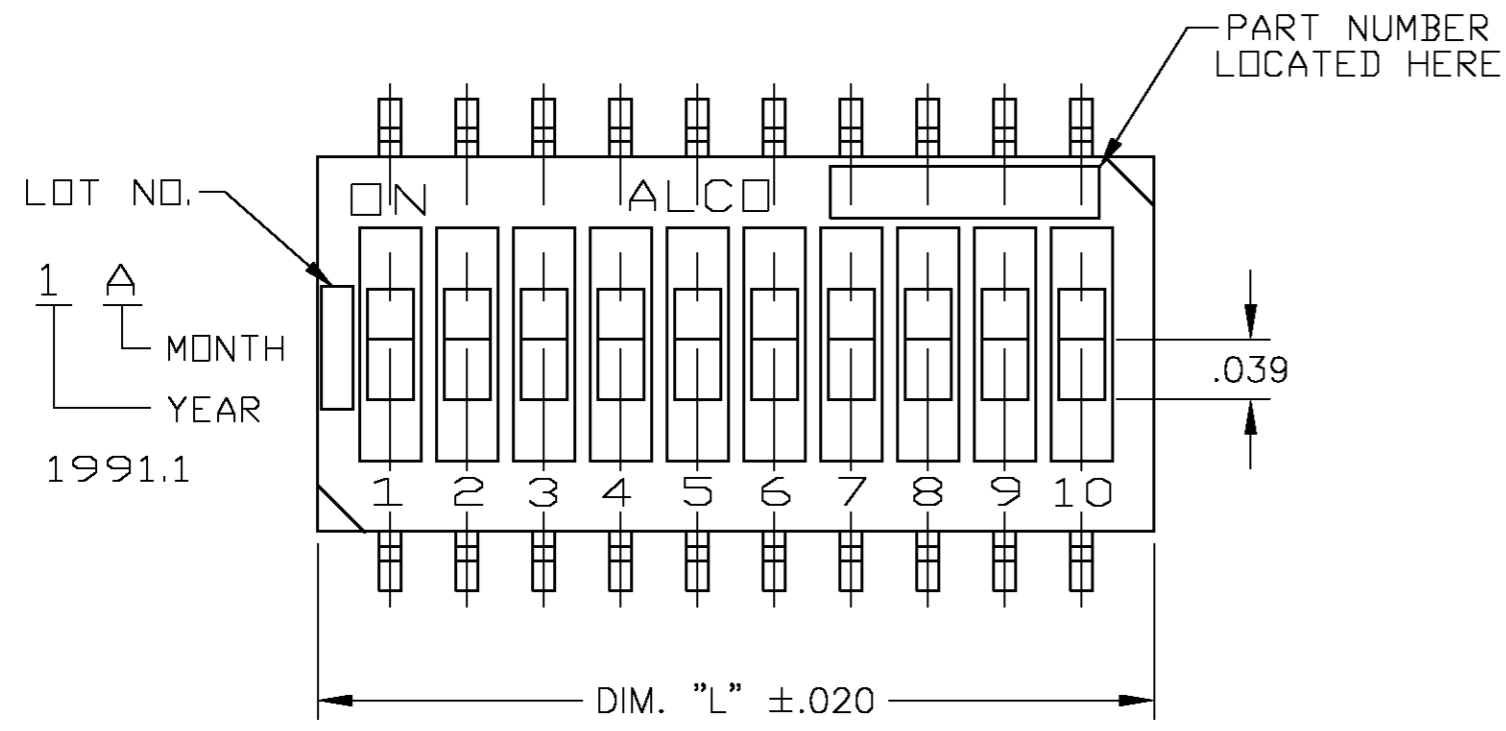
ELECTRICAL:
 CONTACT RATING: NON-SWITCHING 100mA @ 50 VDC
 SWITCHING: 25mA @ 24 VDC.
 INITIAL CONTACT RESISTANCE: 100mΩ MAX. @ 2 VDC, 10 mA.
 INSULATION RESISTANCE: 100 MEGOHMS MIN. @ 100 VDC.
 DIELECTRIC STRENGTH: 300 VAC, 1 MINUTE.
 LIFE: 1,000 CYCLES.

MECHANICAL:
 OPERATING FORCE: 600G MAX.

ENVIRONMENTAL:
 OPERATING TEMPERATURE: -22°F TO +185°F (-30°C TO +85°C).
 STORAGE TEMPERATURE: -49°F TO +212°F (-45°C TO +100°C).
 SOLDER HEAT RESISTANCE PER 109-201, CONDITION B
 SOLDERABILITY PER JIS C 0050 & JIS C 0053

NOTES:

- PARTS WITH 'ON' SUFFIX SUPPLIED IN THE ON POSITION.
- SUPPLIED WITH TAPE SEAL STANDARD.
- FOR TAPE AND REEL PACKAGING- PART NO. GDHXXSTR SEE MODEL NUMBER CHART BELOW.
- FOR NO SEAL OPTION = NS.
- ALL MATERIALS AND FINISHES SHALL COMPLY WITH EU DIRECTIVE 2002/95/EC OF 27 JAN 2003 (ROHS)



P.C.B. PAD LAYOUT
 PCB LAYOUT TOLERANCES ±.002
 ON ALL DIMENSIONS

.450	.544	10	TAPE	GDH010STR04	1-1571983-4
.450	.544	10	TAPE	GDH010S04	1-1571983-3
.350	.444	8	NONE	GDH08STRNS04	1-1571983-2
.350	.444	8	TAPE	GDH08STR04	1-1571983-1
.350	.444	8	TAPE	GDH08S04	1-1571983-0
.250	.344	6	TAPE	GDH06STR04	1571983-9
.250	.344	6	TAPE	GDH06S04	1571983-8
.150	.244	4	TAPE	GDH04STRON04	1571983-7
.150	.244	4	NONE	GDH04STRNS04	1571983-6
.150	.244	4	TAPE	GDH04STR04	1571983-5
.150	.244	4	TAPE	GDH04S04	1571983-4
.050	.144	2	TAPE	GDH02STR04	1571983-3
.050	.144	2	TAPE	GDH02SON04	1571983-2
.050	.144	2	TAPE	GDH02S04	1571983-1
M	L	POLE	SEAL	OLD T&B P/N	PART NUMBER

THIS DRAWING IS A CONTROLLED DOCUMENT.

DIMENSIONS: INCHES	TOLERANCES UNLESS OTHERWISE SPECIFIED: 0 PLC ± - 1 PLC ± - 2 PLC ± - 3 PLC ± .010 4 PLC ± - ANGLES ± 1° FINISH -	DWN R BROWN 15MAR05 CHK M SARVER 15MAR05 APVD M SARVER 15MAR05	tyco Electronics Tyco Electronics Corporation Harrisburg, Pa 17105-3608
MATERIAL -		NAME M SARVER PRODUCT SPEC - APPLICATION SPEC -	SIZE A2 CAGE CODE 00779 C=1571983 DRAWING NO 1571983 RESTRICTED TO -
		WEIGHT -	SCALE 8:1 SHEET 1 OF 1 REV B

CUSTOMER DRAWING