

## KLP-32R-X

## DIMENSIONS

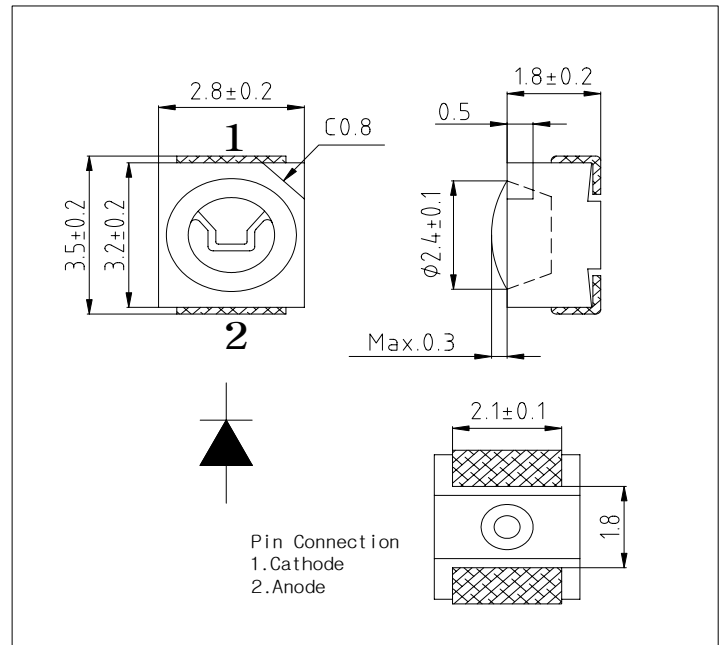
KLP-32R-x has a high bright InGaAlP red LED and has the optimized optical characteristics.

## Features

- Transparent epoxy Encapsulent
- High Optical Output

## Applications

- Display
- Indicator
- Signage



## Maximum Ratings

[ Ta=25°C ]

Parameter	Symbol	Ratings	Unit
Reverse Voltage	$V_R$	5	V
Forward current	$I_F$	20	mA
Pulse forward current *1	$I_{FP}$	0.1	A
Power dissipation	$P_D$	90	mW
Operating temperature	$T_{opr.}$	-30 ~ +85	°C
Storage temperature	$T_{stg.}$	-40 ~ +105	°C
Soldering Temperature *2	$T_{sol.}$	260	°C

\*1.  $I_{FP}$  Measured under duty  $\leq 1/10$  @ 1KHz

\*2. Soldering time  $\leq 5$  Sec

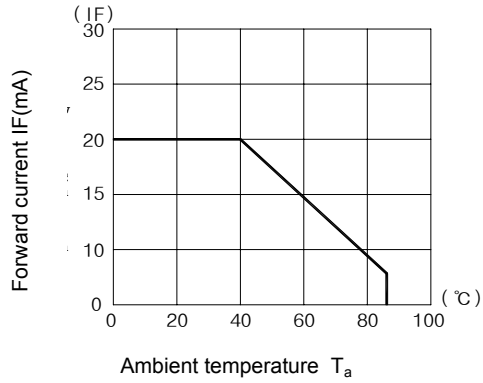
## Electro-Optical Characteristics

[ Ta=25°C ]

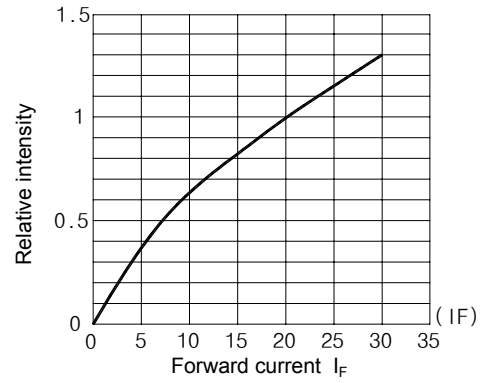
Parameter	Symbol	Conditions	Min	Typ	Max	Unit
Forward voltage	$V_F$	$I_F = 20$ mA	-	1.8	2.2	V
Optical Output Power	$P_O$	$I_F = 20$ mA	6.00	6.80	-	mW
	$I_v$		280	350	-	mcd
Peak emission wavelength	$\lambda_p$	$I_F = 20$ mA	-	630	-	nm
Doninant Wave Length	$\lambda_d$	$I_F = 20$ mA	620	-	635	nm
Spectral half bandwidth	$\Delta\lambda$	$I_F = 20$ mA	-	20	-	nm
Half angle	$\Delta\theta$	$I_F = 20$ mA	-	110	-	deg.

**KLP-32R-X**

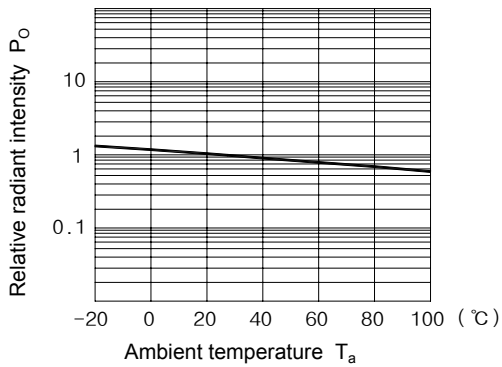
**Forward current vs. Ambient temperature**



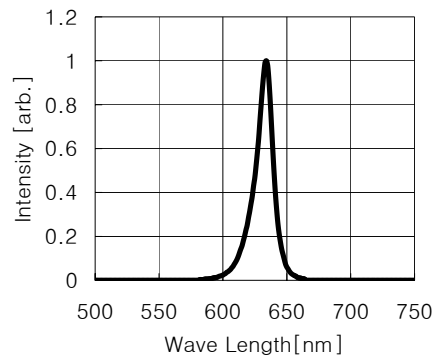
**Radiant Intensity vs. Forward current**



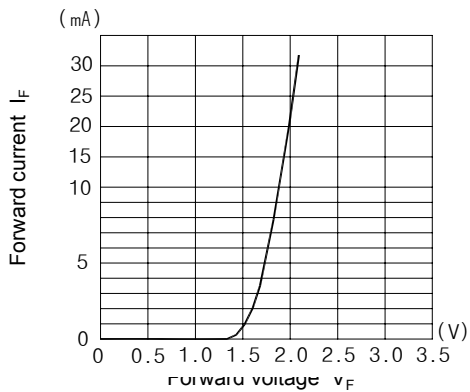
**Relative radiant intensity vs. Ambient temperature**



**Relative intensity vs. Wavelength**



**Forward current vs. Forward voltage**



**Radiant Pattern**

