

**Silicon Super Fast
Recovery Diode**
 $V_{RRM} = 50\text{ V} - 600\text{ V}$
 $I_F = 50\text{ A}$
Features

- High Surge Capability
- Types up to 600 V V_{RRM}

DO-5 Package
Note:

1. Standard polarity: Stud is cathode.
2. Reverse polarity (R): Stud is anode.
3. Stud is base.


Maximum ratings, at $T_J = 25\text{ }^\circ\text{C}$, unless otherwise specified ("R" devices have leads reversed)

Parameter	Symbol	Conditions	MUR5040 (R)	MUR5060 (R)	Unit
Repetitive peak reverse voltage	V_{RRM}		400	600	V
RMS reverse voltage	V_{RRS}		280	420	V
DC blocking voltage	V_{DC}		400	600	V
Continuous forward current	I_F	$T_C \leq 125\text{ }^\circ\text{C}$	50	50	A
Surge non-repetitive forward current, Half Sine Wave	I_{FSM}	$T_C = 25\text{ }^\circ\text{C}$, $t_b = 8.3\text{ ms}$	600	600	A
Operating temperature	T_J		-65 to 175	-65 to 175	$^\circ\text{C}$
Storage temperature	T_{stg}		-65 to 175	-65 to 175	$^\circ\text{C}$

Electrical characteristics, at $T_J = 25\text{ }^\circ\text{C}$, unless otherwise specified

Parameter	Symbol	Conditions	MUR5040 (R)	MUR5060 (R)	Unit
Diode forward voltage	V_F	$I_F = 50\text{ A}$, $T_J = 25\text{ }^\circ\text{C}$	1.3	1.7	V
Reverse current	I_R	$V_R = 50\text{ V}$, $T_J = 25\text{ }^\circ\text{C}$	10	10	μA
		$V_R = 50\text{ V}$, $T_J = 125\text{ }^\circ\text{C}$	3	3	mA

Recovery Time

Maximum reverse recovery time	T_{RR}	$I_F = 0.5\text{ A}$, $I_R = 1.0\text{ A}$, $I_{RR} = 0.25\text{ A}$	75	90	nS
-------------------------------	----------	---	----	----	----



Figure 1-Typical Forward Characteristics

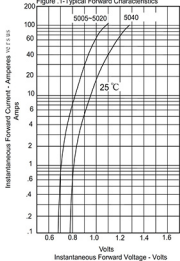


Figure 2-Forward Derating Curve

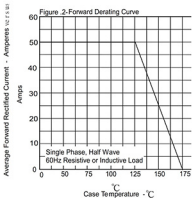


Figure 3- Peak Forward Surge Current

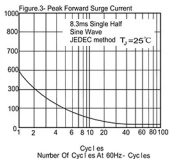


Figure 4- Typical Reverse Characteristics

