

DIGITRON SEMICONDUCTORS

BY448 & BY458

STANDARD RECOVERY RECTIFIERS

MAXIMUM RATINGS ($T_J = 25^\circ\text{C}$)

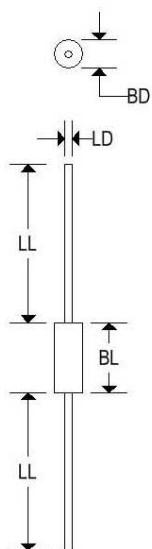
Parameters	Test Conditions	Type	Symbol	Value	Unit
Reverse voltage		BY448	$V_R = V_{RRM}$	1500	V
		BY458		1200	
Peak forward surge current	$t_p = 10\text{ms}$, half sine wave		I_{FSM}	30	A
Average forward current			I_{FAV}	2	A
Non repetitive reverse avalanche energy	$I_{(BR)R} = 0.4\text{A}$		E_R	10	mJ
Junction temperature			T_J	140	$^\circ\text{C}$
Storage temperature range			T_{STG}	-55 to +175	$^\circ\text{C}$
Junction ambient	$l = 10\text{mm}$, $T_L = \text{constant}$		R_{thJA}	45	K/W
Junction ambient	On PC board with spacing 25mm		R_{thJA}	100	K/W

ELECTRICAL CHARACTERISTICS ($T_J = 25^\circ$)

Parameter	Test Conditions	Symbol	Maximum	Unit
Forward voltage	$I_F = 3\text{A}$	V_F	1.6	V
Reverse current	$V_R = V_{RRM}$	I_R	3	μA
	$V_R = V_{RRM}$, $T_J = 140^\circ\text{C}$	I_R	140	μA
Total reverse recovery time	$I_F = 1\text{A}$, $-d_{IF}/dt = 0.05\text{A}/\mu\text{s}$	t_{rr}	20	μs
Reverse recovery time	$I_F = 0.5\text{A}$, $I_R = 1\text{A}$, $I_R = 0.25\text{A}$	t_{rr}	2	μs

MECHANICAL CHARACTERISTICS

Case	SOD-57
Marking	Body painted, alpha-numeric
Polarity	Cathode band



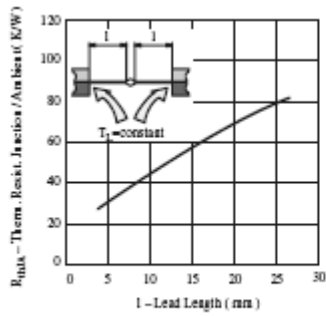
	SOD-57			
	Inches		Millimeters	
	Min	Max	Min	Max
BD	-	0.142	-	3.600
BL	-	0.157	-	4.000
LD	-	0.032	-	0.820
LL	1.024	-	26.000	-

Available Non-RoHS (standard) or RoHS compliant (add PBF suffix).

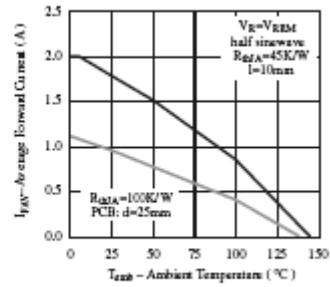
Available as "HR" (high reliability) screened per MIL-PRF-19500, JANTX level. Add "HR" suffix to base part number.

DIGITRON SEMICONDUCTORS

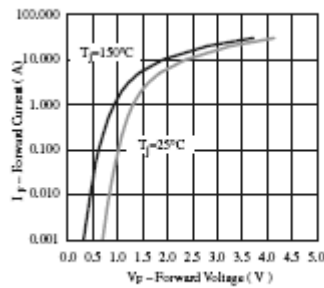
BY448 & BY458 STANDARD RECOVERY RECTIFIERS



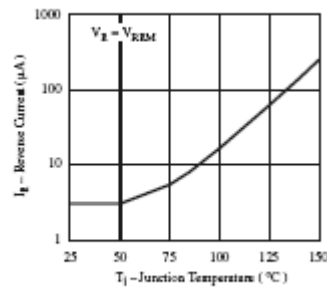
Typ. Thermal Resistance vs. Lead Length



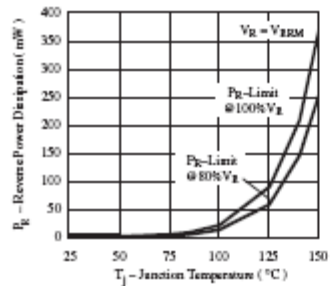
Max. Average Forward Current vs. Ambient Temperature



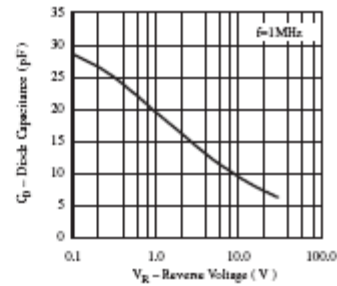
Forward Current vs. Forward Voltage



Reverse Current vs. Junction Temperature



Max. Reverse Power Dissipation vs. Junction Temperature



Diode Capacitance vs. Reverse Voltage