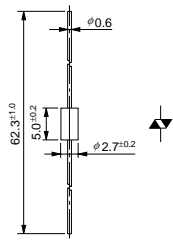


## 4-2 Fast Recovery Diodes

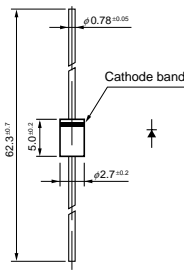
V <sub>RM</sub> (V)	I <sub>F</sub> (AV) (A) <small>Values in parentheses are for the products with heatsinks</small>	Package Axial <small>Body Diameter/Lead Diameter</small>	Part Number	I <sub>FSM</sub> (A) <small>50Hz Single Half Sine Wave</small>	T <sub>j</sub> (°C)	T <sub>stg</sub> (°C)	V <sub>F</sub> (V) max	I <sub>R</sub>		T <sub>a</sub> (°C)	trr <sup>(1)</sup> (μs)	trr <sup>(2)</sup>		R <sub>th(j-l)</sub> R <sub>th(j-c)</sub> (°C/W)	Mass (g)	
								I <sub>F</sub> (A)	I <sub>R</sub> (μA) V <sub>R</sub> =V <sub>RM</sub> max			I <sub>R</sub> (H) (μA) V <sub>R</sub> =V <sub>RM</sub> max	I <sub>F</sub> /I <sub>RP</sub> (mA)			I <sub>F</sub> /I <sub>RP</sub> (mA)
600	0.8	Axial(φ2.4/φ0.6)	AU02A	25	-40 to +150	1.3	0.8	10	250	100	0.4	10/10	0.18	10/20	22	0.13
	1.0	Axial(φ2.7/φ0.6)	EU02A	15	-40 to +150	1.4	1.0	10	300	100	0.4	10/10	0.18	10/20	20	0.2
	1.0	Axial(φ2.7/φ0.78)	EU 2A	15	-40 to +150	1.4	1.0	10	300	100	0.4	10/10	0.18	10/20	17	0.3
	1.0	Axial(φ4.0/φ0.78)	RU 2	20	-40 to +150	1.5	1.0	10	300	100	0.4	10/10	0.18	10/20	15	0.4
	1.1	Axial(φ4.0/φ0.78)	RU 2AM	20	-40 to +150	1.2	1.1	10	300	100	0.4	10/10	0.18	10/20	15	0.4
	1.5	Axial(φ4.0/φ0.98)	RU 3A	20	-40 to +150	1.5	1.5	10	400	100	0.4	10/10	0.18	10/20	12	0.6
	1.5	Axial(φ4.0/φ0.78)	RU 20A	50	-40 to +150	1.1	1.5	10	350	100	0.4	10/10	0.18	10/20	15	0.4
	1.5	Axial(φ4.0/φ0.98)	RU 3AM	50	-40 to +150	1.1	1.5	10	350	100	0.4	10/10	0.18	10/20	12	0.6
	2.0	Axial(φ5.2/φ1.2)	RU 30A	200	-40 to +150	0.95	2.0	10	300	100	0.4	100/100	0.18	100/200	10	1.0
	3.0	Axial(φ5.2/φ1.2)	RU 31A	150	-40 to +150	1.2	3.0	50	500	100	0.4	100/100	0.18	100/200	10	1.0
	1.5(3.0)	Axial(φ6.5/φ1.4)	RU 4A	50	-40 to +150	1.5	3.0	10	300	100	0.4	10/10	0.18	10/20	8	1.2
	2.0(3.5)	Axial(φ6.5/φ1.4)	RU 4AM	70	-40 to +150	1.3	3.5	10	300	100	0.4	100/100	0.18	100/200	8	1.2
	5.0	TO-220F2Pin	FMU-G16S	30	-40 to +150	1.25	5.0	50	500	100	0.4	100/100	0.18	100/200	4.0	2.1
	5.0	TO-220F(Center-tap)	FMU-16S, R	30	-40 to +150	1.5	2.5	50	500	100	0.4	100/100	0.18	100/200	4.0	2.1
10	TO-220F(Center-tap)	FMU-26S, R	40	-40 to +150	1.5	5.0	50	500	100	0.4	100/100	0.18	100/200	4.0	2.1	
10	TO-220F2Pin	FMU-G26S	40	-40 to +150	1.35	10	50	500	100	0.4	100/100	0.18	100/200	4.0	2.1	
800	0.25	Axial(φ4.0/φ0.78)	RU 1B	15	-40 to +150	2.5	0.25	10	200	100	0.4	10/10	0.18	10/20	15	0.4
	0.6	Axial(φ4.0/φ0.78)	RF 1B	15	-40 to +150	2.0	0.6	10	200	100	0.4	10/10	0.18	10/20	15	0.4
	0.6	Axial(φ4.0/φ0.78)	RH 1B	35	-40 to +150	1.3	0.6	5	70	150	4	10/10	1.3	10/20	15	0.4
	0.7	Axial(φ4.0/φ0.78)	RS 1B	30	-40 to +150	2.5	0.8	10	200	100	1.5	10/10	0.6	10/20	20	0.4
	1.0	Axial(φ4.0/φ0.78)	RU 2B	20	-40 to +150	1.5	1.0	10	300	100	0.4	10/10	0.18	10/20	15	0.4
	1.1	Axial(φ4.0/φ0.98)	RU 3B	20	-40 to +150	1.5	1.0	10	400	100	0.4	10/10	0.18	10/20	12	0.6
	1.5(3.0)	Axial(φ6.5/φ1.4)	RU 4B	50	-40 to +150	1.6	3.0	10	500	100	0.4	10/10	0.18	10/20	8	1.2
1000	0.2	Axial(φ4.0/φ0.78)	RU 1C	15	-40 to +150	3.0	0.25	10	200	100	0.4	10/10	0.18	10/20	15	0.4
	0.6	Axial(φ4.0/φ0.78)	RH 1C	35	-40 to +150	1.3	0.6	5	70	150	4	10/10	1.3	10/20	15	0.4
	0.8	Axial(φ4.0/φ0.78)	RU 2C	20	-40 to +150	1.5	1.0	10	300	100	0.4	10/10	0.18	10/20	15	0.4
	1.5	Axial(φ4.0/φ0.98)	RU 3C	20	-40 to +150	2.5	1.5	10	400	100	0.4	10/10	0.18	10/20	12	0.6
	1.5(2.5)	Axial(φ6.5/φ1.4)	RU 4C	50	-40 to +150	1.6	3.0	50	500	100	0.4	100/100	0.18	100/200	8	1.2
1300	1.0	Axial(φ4.0/φ0.98)	RH 2D	60	-40 to +150	1.0	1.0	10	500	100	4	10/10	1.3	100/200	12	0.6
	1.2(1.5)	Axial(φ6.5/φ1.4)	RU 4D	50	-40 to +150	1.8	1.5	50	500	100	0.4	500/500	0.18	500/1000	8	1.2
	1.5(2.5)	Axial(φ6.5/φ1.4)	RU 4DS	50	-40 to +150	1.8	3.0	50	500	100	0.4	500/500	0.18	500/1000	8	1.2
1500	0.5	Axial(φ2.7/φ0.6)	ES01F	20	-40 to +150	2.0	0.5	10	200	100	1.5	10/10	0.6	10/20	20	0.2
	0.5	Axial(φ2.7/φ0.78)	ES 1F	20	-40 to +150	2.0	0.5	10	200	100	1.5	10/10	0.6	10/20	17	0.3
	0.8	Axial(φ4.0/φ0.78)	RH 10F	60	-40 to +150	1.0	1.0	10	500	100	4	10/10	1.3	100/200	15	0.4
	1.0	Axial(φ4.0/φ0.98)	RH 2F	60	-40 to +150	1.0	1.0	10	500	100	4	10/10	1.3	100/200	12	0.6
	2.0	Axial(φ5.2/φ1.2)	RS 3FS	50	-40 to +150	1.1	3.0	50	500	100	2	100/100	0.8	100/200	10	1.0
	2.0	Axial(φ5.2/φ1.2)	RP 3F	50	-40 to +150	1.7	2.0	50	500	100	0.7	500/500	0.3	500/1000	10	1.0
	2.5	Axial(φ5.2/φ1.2)	RH 3F	50	-40 to +150	1.3	2.5	50	500	100	4	100/100	1.3	100/200	10	1.0
	1.5(2.5)	Axial(φ6.5/φ1.4)	RS 4FS	50	-40 to +150	1.5	3.0	50	500	100	1	100/100	0.4	100/200	8	1.2
	2.5	Axial(φ6.5/φ1.4)	RH 4F	50	-40 to +150	1.5	2.5	10	350	100	4	100/100	1.3	100/200	8	1.2
	5.0	TO-220F2Pin	FMQ-G1FS	50	-40 to +150	5.0	5.0	50	500	150	0.7	500/500	0.3	500/1000	4.0	2.1
	10	TO-220F2Pin	FMQ-G2FS	50	-40 to +150	2.8	10	50	500	150(T <sub>j</sub> )	0.5	500/500	0.2	500/1000	4.0	2.1
10	TO-220F2Pin	FMU-G2FS	50	-40 to +150	1.6	10	50	6000	150(T <sub>j</sub> )	0.6	500/500	0.25	500/1000	4.0	2.1	
10	TO-220F2Pin	FMQ-G2FLS	50	-40 to +150	1.8	10	50	500	150(T <sub>j</sub> )	1.2	500/500	0.4	500/1000	4.0	2.1	
10	TO-220F2Pin	FMQ-G2FMS	50	-40 to +150	2.4	10	50	500	150	0.5	500/500	0.25	500/1000	4.0	2.1	
10	TO-3PF2Pin	FMQ-G5FMS	50	-40 to +150	2.4	10	50	500	100	0.5	500/500	0.2	500/1000	2	6.5	
1600	2.5	Axial(φ5.2/φ1.2)	RH 3G	50	-40 to +150	1.3	2.5	50	500	100	4	100/100	1.3	100/200	10	1.0
1700	10	TO-3PF2Pin	FMQ-G5GS	50	-40 to +150	2.7	10	100	500	100	0.5	500/500	0.2	500/1000	2	6.5
1800	8.0	TO-3PF2Pin	FMP-G5HS	50	-40 to +150	2.0	8	25	250	100	1.0	500/500	0.4	500/1000	2	6.5
	10	TO-3PF2Pin	FMR-G5HS	50	-40 to +150	1.6	10	20	200	100	1.8	500/500	0.7	500/1000	2	6.5
2000	0.2	Axial(φ4.0/φ0.78)	RC 2	20	-40 to +150	2.0	0.2	10	300	100	4.0	10/10	1.3	10/20	15	0.4

• No. 13 Axial ( $\phi 2.7/\phi 0.6$ )

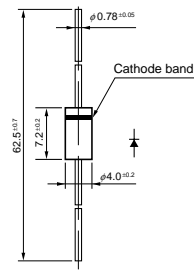
Silicon Varistors (Symmetrical)



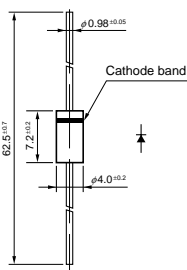
• No. 14 Axial ( $\phi 2.7/\phi 0.78$ )



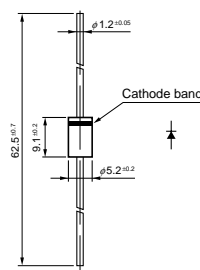
• No. 15 Axial ( $\phi 4.0/\phi 0.78$ )



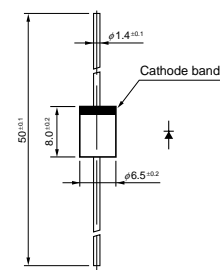
• No. 16 Axial ( $\phi 4.0/\phi 0.98$ )



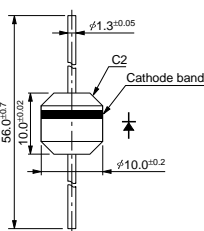
• No. 17 Axial ( $\phi 5.2/\phi 1.2$ )



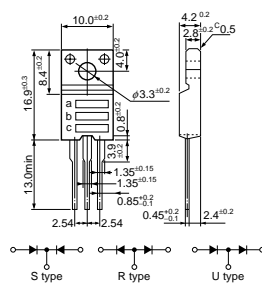
• No. 18 Axial ( $\phi 6.5/\phi 1.4$ )



• No. 19 Axial ( $\phi 10.0/\phi 1.3$ )

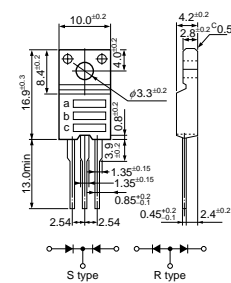


• No. 20 TO-220F (Two Elements)



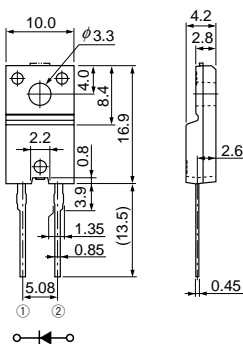
a: Part Number  
b: Polarity  
c: Lot No.

• No. 21 TO-220F (Center-tap)

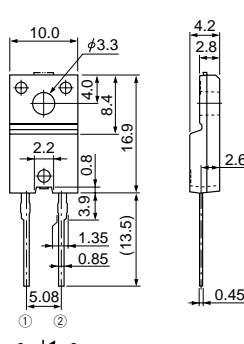


a: Part Number  
b: Polarity  
c: Lot No.

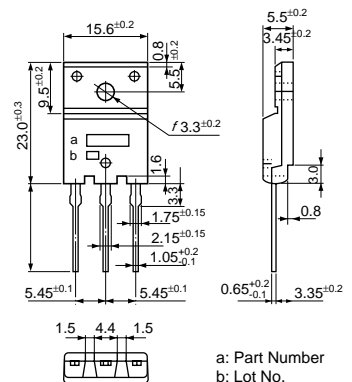
• No. 22 TO-220F2Pin



• No. 23 TO-220F2Pin (Two Elements)



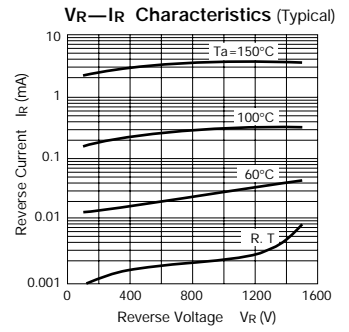
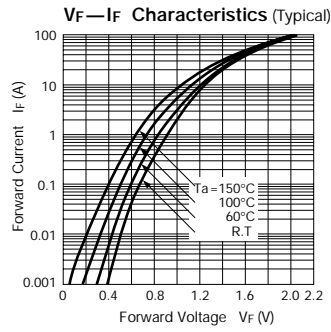
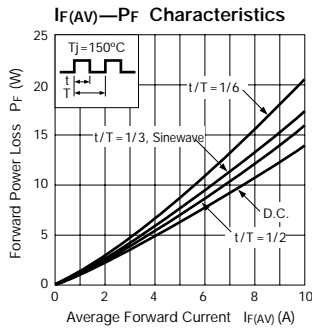
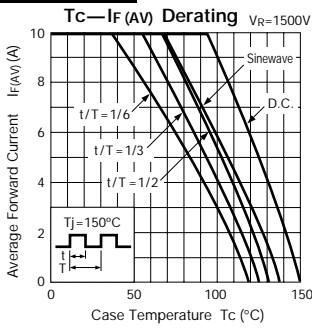
• No. 24 TO-3PF



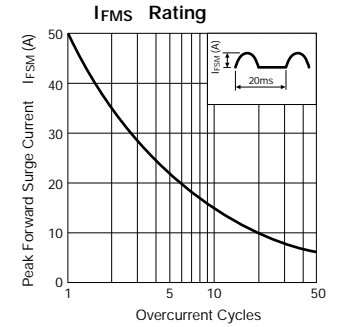
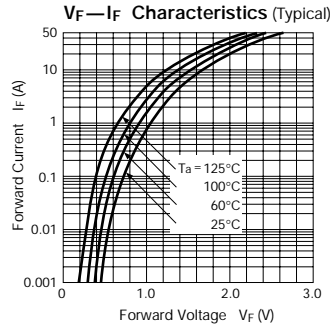
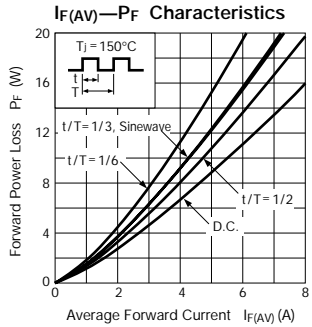
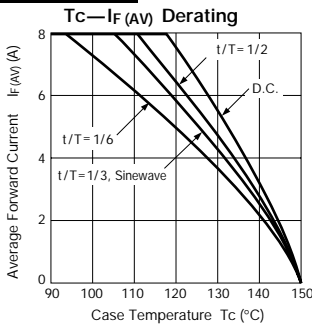
a: Part Number  
b: Lot No.

# Characteristic Curves Damper Diodes

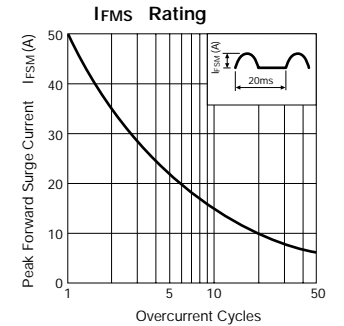
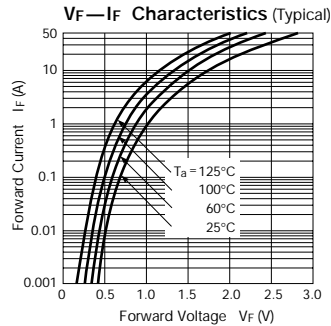
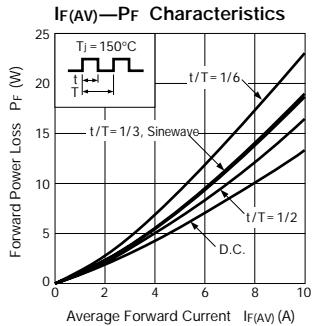
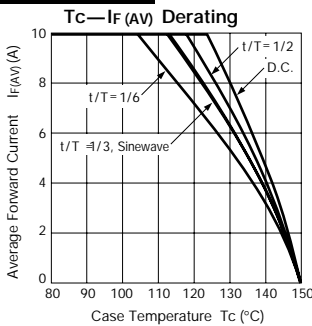
## FMU-G2FS



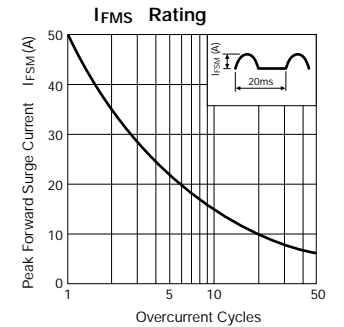
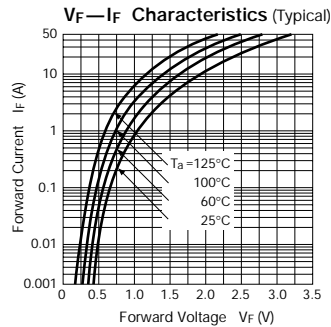
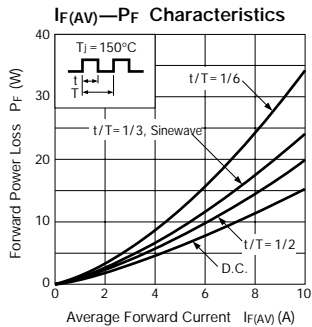
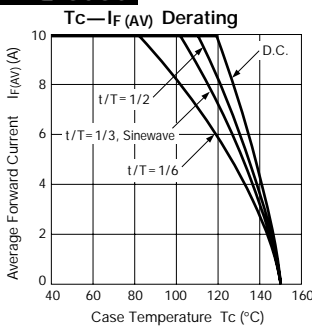
## FMP-G5HS



## FMQ-G5FMS



## FMQ-G5GS



## FMR-G5HS

