

MMBTSD471

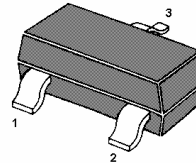
NPN Silicon Epitaxial Planar Transistor

Audio Frequency Power amplifier applications.

The transistor is subdivided into three group O, Y and G according to its DC current gain.

On special request, these transistors can be manufactured in different pin configurations.

SOT-23

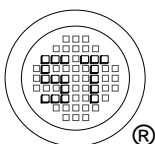


1.BASE 2.EMITTER 3.COLLECTOR

SOT-23 Plastic Package

Absolute Maximum Ratings (Ta=25 °C)

	Symbol	Value	Unit
Collector Base Voltage	V_{CBO}	40	V
Collector Emitter Voltage	V_{CEO}	30	V
Emitter Base Voltage	V_{EBO}	5	V
Collector Current	I_C	1	A
Power Dissipation	P_{tot}	200	mW
Junction Temperature	T_j	150	°C
Storage Temperature Range	T_S	-55 to +150	°C



SEMTECH ELECTRONICS LTD.

(Subsidiary of Sino-Tech International Holdings Limited, a company listed on the Hong Kong Stock Exchange, Stock Code: 724)

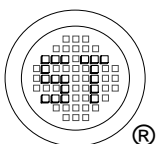


Dated : 20/10/2005

MMBTSD471

Characteristics at $T_{amb}=25\text{ }^{\circ}\text{C}$

	Symbol	Min.	Typ.	Max.	Unit
DC Current Gain at $V_{CE}=1\text{V}$, $I_C=100\text{mA}$					
Current Gain Group O	h_{FE}	90	-	180	-
Y	h_{FE}	135	-	270	-
G	h_{FE}	200	-	400	-
Collector Emitter Breakdown Voltage at $I_C=10\text{mA}$	$V_{(BR)CEO}$	30	-	-	V
Collector Base Breakdown Voltage at $I_C=100\mu\text{A}$	$V_{(BR)CBO}$	40	-	-	V
Emitter Base Breakdown Voltage at $I_E=100\mu\text{A}$	$V_{(BR)EBO}$	5	-	-	V
Collector Cutoff Current at $V_{CB}=30\text{V}$	I_{CBO}	-	-	0.1	μA
Collector Saturation Voltage at $I_C=1.0\text{A}$, $I_B=100\text{mA}$	$V_{CE(sat)}$	-	-	0.5	V
Base Saturation Voltage at $I_C=1.0\text{A}$, $I_B=100\text{mA}$	$V_{BE(sat)}$	-	-	1.2	V
Collector Output Capacitance at $V_{CB}=6\text{V}$, $f=1\text{MHz}$	C_{OB}	-	18	-	pF
Transition Frequency at $V_{CE}=6\text{V}$, $I_C=10\text{mA}$	f_T	-	130	-	MHz



SEMTECH ELECTRONICS LTD.

(Subsidiary of Sino-Tech International Holdings Limited, a company listed on the Hong Kong Stock Exchange, Stock Code: 724)



ISO/TS 16949 : 2002
Certificate No. 05103



ISO 14001:2004
Certificate No. 71116



ISO 9001:2000
Certificate No. 0506098

Dated : 20/10/2005