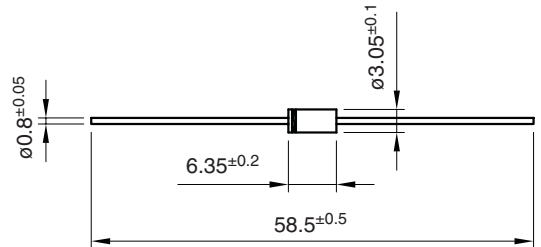



1.5 Amp. Glass Passivated Fast Recovery Rectifier

<p>Dimensions in mm.</p> <p style="text-align: right;">DO-15 (Plastic)</p>  <p>Mounting instructions</p> <ol style="list-style-type: none"> 1. Min. distance from body to soldering point, 4 mm. 2. Max. solder temperature, 350 °C. 3. Max. soldering time, 3.5 sec. 4. Do not bend lead at a point closer than 2 mm. to the body. 	<p>Voltage 2000 V</p> <p>Current 1.5 A at 55 °C</p>  <ul style="list-style-type: none"> • Glass passivated junction • High current capability • The plastic material carries U/L recognition 94 V-0 • Terminals: Axial Leads • Polarity: Color band denotes cathode
---	--

Maximum Ratings, according to IEC publication No. 134

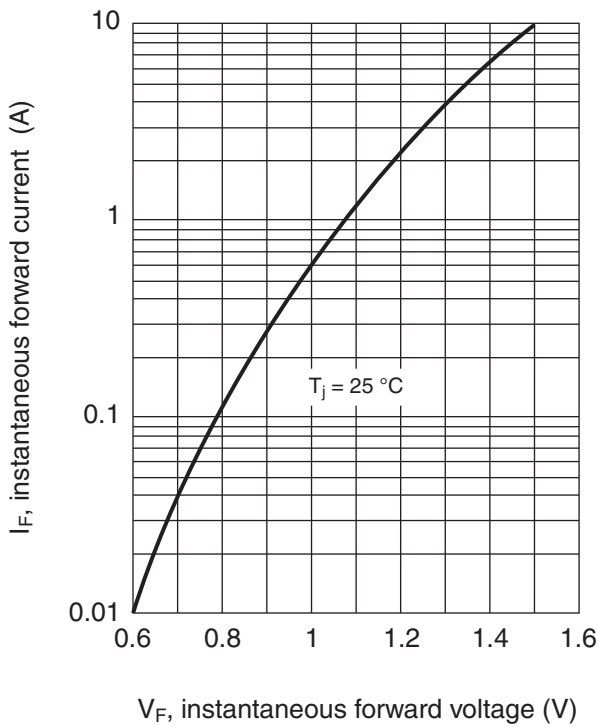
		RGP15-20
V_{RRM}	Peak Recurrent Reverse Voltage	2000 V
$I_{F(AV)}$	Forward Current at $T_{amb} = 55\text{ °C}$	1.5 A
I_{FRM}	Recurrent Peak Forward Current	6 A
I_{FSM}	8.3 ms. Peak Forward Surge Current (Jedec Method)	20 A
t_{rr}	Maximum reverse recovery time from $I_F = 0.5\text{ A}$; $I_R = 1\text{ A}$; $I_{RR} = 0.25\text{ A}$	300 ns
C_j	Typical Junction Capacitance at 1 MHz and reverse voltage of $4V_{DC}$	5 pF
T_j	Operating Temperature Range	-65 to +175 °C
T_{stg}	Storage Temperature Range	-65 to +175 °C

Electrical Characteristics at $T_{amb} = 25\text{ °C}$

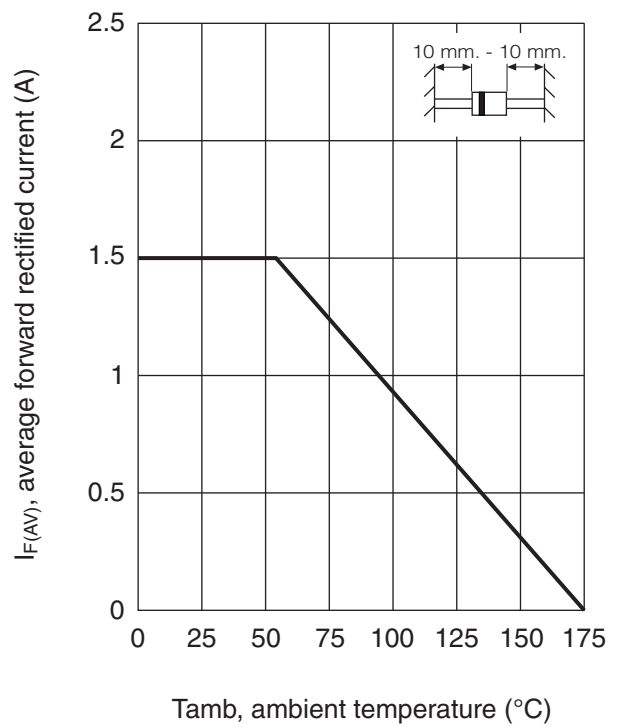
V_F	Maximum Forward Voltage Drop at $I_F = 1.5\text{ A}$	3 V
I_R	Maximun Reverse Current at V_{RRM} at 25 °C at 150 °C	5 μ A 50 μ A
R_{thj-a}	Thermal Resistance ($l = 10\text{mm.}$)	30 °C/W

Rating And Characteristic Curves

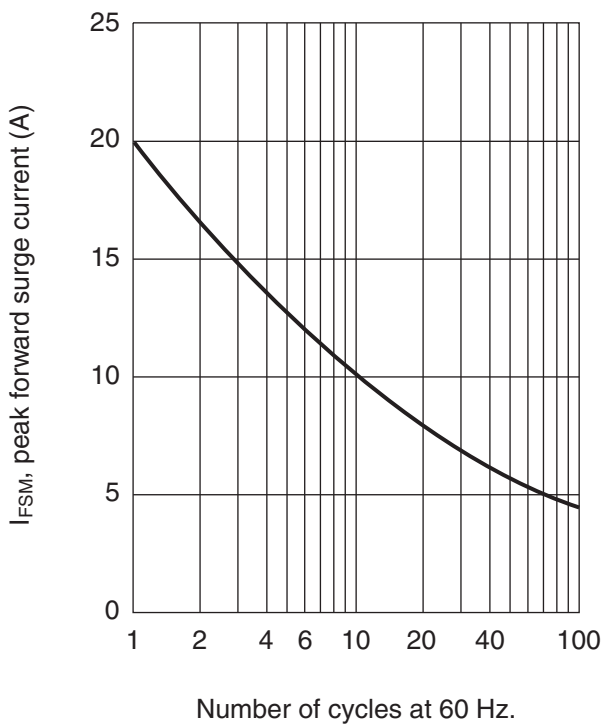
TYPICAL FORWARD CHARACTERISTIC



FORWARD CURRENT DERATING CURVE



MAXIMUM NON REPETITIVE PEAK FORWARD SURGE CURRENT



TYPICAL JUNCTION CAPACITANCE

