


SMD 0805, PTC Thermistors for Over-Temperature Protection



FEATURES

- Well-defined protection temperature levels
- Very fast reaction time
- Accurate resistance for ease of circuit design
- Excellent long term behavior
- Small size and rugged
- UL approved according standard UL1434 (file: E148885)
- PTC thermistor with lead (Pb)-free terminations
- Compliant to RoHS directive 2002/95/EC and in accordance to WEEE 2002/96/EC


RoHS
COMPLIANT

QUICK REFERENCE DATA

PARAMETER	VALUE	UNIT
Resistance at 25 °C	470 ± 50 %	Ω
Maximum resistance at - 40 °C	2500	Ω
Maximum resistance at (T _n - 5) °C	4700	Ω
Minimum resistance at (T _n + 5) °C	4700	Ω
Minimum resistance at (T _n + 15) °C	15 000	Ω
Maximum voltage	25	V
Dissipation factor	± 3.5	mW/K
Temperature range	- 40 to (T _n + 15)	°C
Weight	± 0.015	g
Climatic category	40/125/56	

APPLICATIONS

Over-temperature protection and control in:

- Industrial electronics
- Power supplies
- Electronic data processing
- Motor protection
- Electronic ballasts
- DC-to-DC convertors

DESCRIPTION

These directly heated thermistors have a positive temperature coefficient and are primarily intended for sensing.

NOMINAL WORKING TEMPERATURES AND ORDERING INFORMATION

CODE NUMBERS 2381 675....	T _n (°C)	R _{max.} at T _n - 5 °C (Ω)	R _{min.} at T _n + 5 °C (Ω)	R _{min.} at T _n + 15 °C (Ω)
20707	70	4700	4700	15 000
20807	80	4700	4700	15 000
20907	90	4700	4700	15 000
21007	100	4700	4700	15 000
21107	110	4700	4700	15 000
21207	120	4700	4700	15 000
21307	130	4700	4700	15 000
21407	140	4700	4700	15 000

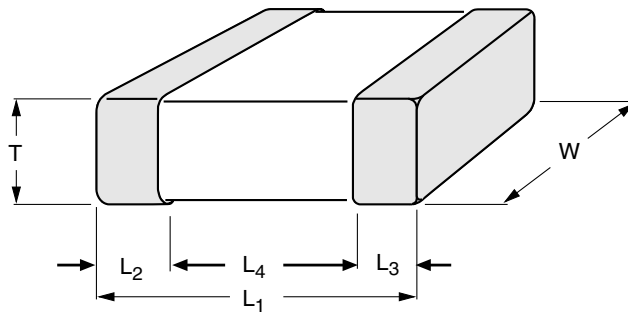
Note

- Other sizes are available on request

ELECTRICAL CHARACTERISTICS	
PARAMETER	VALUES
Resistance at 25 °C	470 Ω ± 50 %
Maximum resistance at - 40 °C	2500 Ω
Maximum resistance at (T _n - 5) °C	4700 Ω
Minimum resistance at (T _n + 5) °C	4700 Ω
Minimum resistance at (T _n + 15) °C	15 000 Ω
Maximum voltage	25 V (AC or DC)

CATALOG NUMBERS AND PACKAGING		
12NC	SAP	SPQ
2381 675 20707	PTCSS12T071DTE	4000
2381 675 20807	PTCSS12T081DTE	4000
2381 675 20907	PTCSS12T091DTE	4000
2381 675 21007	PTCSS12T101DTE	4000
2381 675 21107	PTCSS12T111DTE	4000
2381 675 21207	PTCSS12T121DTE	4000
2381 675 21307	PTCSS12T131DTE	4000
2381 675 21407	PTCSS12T141DTE	4000

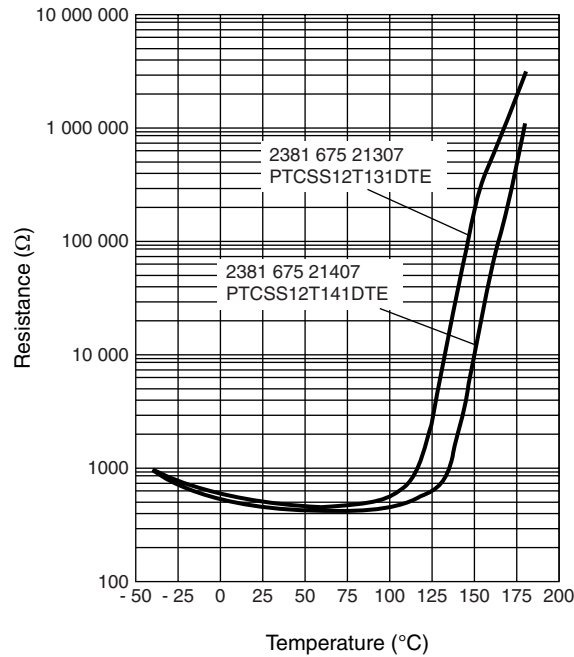
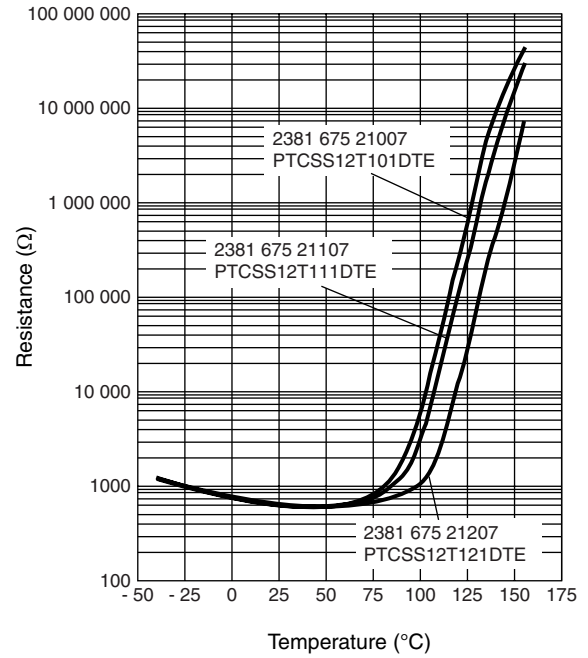
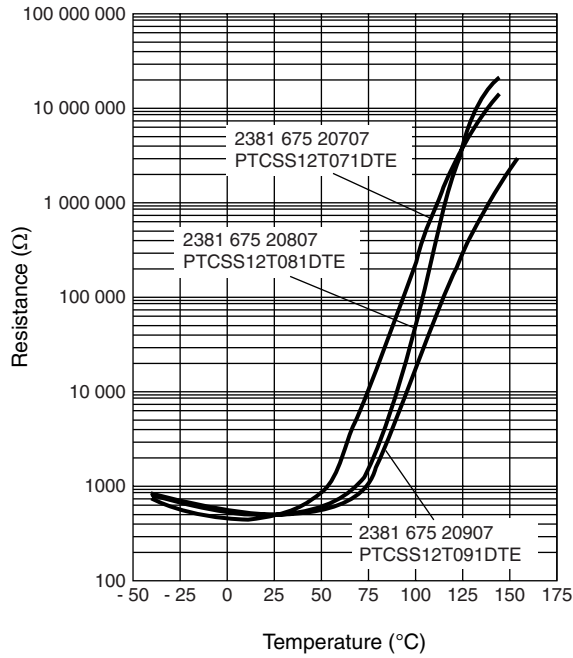
COMPONENT OUTLINE DIMENSIONS in millimeters



L ₁	W	T	L ₂ and L ₃ MIN.
2.00 ± 0.2	1.25 ± 0.2	0.90 ± 0.15	0.4 ± 0.25



TYPICAL RESISTANCE/TEMPERATURE CHARACTERISTIC





Disclaimer

ALL PRODUCT, PRODUCT SPECIFICATIONS AND DATA ARE SUBJECT TO CHANGE WITHOUT NOTICE TO IMPROVE RELIABILITY, FUNCTION OR DESIGN OR OTHERWISE.

Vishay Intertechnology, Inc., its affiliates, agents, and employees, and all persons acting on its or their behalf (collectively, "Vishay"), disclaim any and all liability for any errors, inaccuracies or incompleteness contained in any datasheet or in any other disclosure relating to any product.

Vishay makes no warranty, representation or guarantee regarding the suitability of the products for any particular purpose or the continuing production of any product. To the maximum extent permitted by applicable law, Vishay disclaims (i) any and all liability arising out of the application or use of any product, (ii) any and all liability, including without limitation special, consequential or incidental damages, and (iii) any and all implied warranties, including warranties of fitness for particular purpose, non-infringement and merchantability.

Statements regarding the suitability of products for certain types of applications are based on Vishay's knowledge of typical requirements that are often placed on Vishay products in generic applications. Such statements are not binding statements about the suitability of products for a particular application. It is the customer's responsibility to validate that a particular product with the properties described in the product specification is suitable for use in a particular application. Parameters provided in datasheets and/or specifications may vary in different applications and performance may vary over time. All operating parameters, including typical parameters, must be validated for each customer application by the customer's technical experts. Product specifications do not expand or otherwise modify Vishay's terms and conditions of purchase, including but not limited to the warranty expressed therein.

Except as expressly indicated in writing, Vishay products are not designed for use in medical, life-saving, or life-sustaining applications or for any other application in which the failure of the Vishay product could result in personal injury or death. Customers using or selling Vishay products not expressly indicated for use in such applications do so at their own risk. Please contact authorized Vishay personnel to obtain written terms and conditions regarding products designed for such applications.

No license, express or implied, by estoppel or otherwise, to any intellectual property rights is granted by this document or by any conduct of Vishay. Product names and markings noted herein may be trademarks of their respective owners.

Material Category Policy

Vishay Intertechnology, Inc. hereby certifies that all its products that are identified as RoHS-Compliant fulfill the definitions and restrictions defined under Directive 2011/65/EU of The European Parliament and of the Council of June 8, 2011 on the restriction of the use of certain hazardous substances in electrical and electronic equipment (EEE) - recast, unless otherwise specified as non-compliant.

Please note that some Vishay documentation may still make reference to RoHS Directive 2002/95/EC. We confirm that all the products identified as being compliant to Directive 2002/95/EC conform to Directive 2011/65/EU.

Vishay Intertechnology, Inc. hereby certifies that all its products that are identified as Halogen-Free follow Halogen-Free requirements as per JEDEC JS709A standards. Please note that some Vishay documentation may still make reference to the IEC 61249-2-21 definition. We confirm that all the products identified as being compliant to IEC 61249-2-21 conform to JEDEC JS709A standards.