



Inductive Ferrite Components

ISDN Transformers
S₀ Interface Modules

Data Sheet



<http://www.epcos.com>

Construction

- Two S₀ interface transformers (transmitter/receiver) in one case
- Additional quad chokes

Application

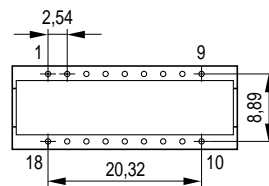
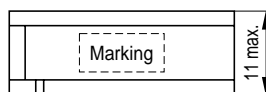
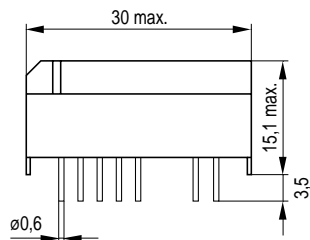
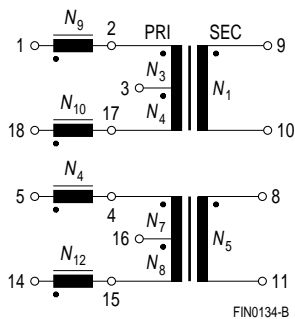
- NT, peripheral devices (telephone, fax, modems)
- For all leading semiconductor manufacturers

Features

- Low space due to compact construction
- Low logistic effort
- Simple and fast assembly

Packing

- Stick magazine
- Packing unit: 2006 pcs.

Layout


FIN0131-D

Technical data

(electrical specifications at 25 °C, operating temperature 0 to 70 °C)

Ordering code		B78475-P1560-A2
Turn ratio (± 1 %)	N3 : N4 : N1	1 : 1 : 4
	N7 : N8 : N5	1 : 1 : 4
	N9 : N10 : N11 : N12	1 : 1 : 1 : 1
L_H (min)	[mH]	30
Choke L (min)	[mH]	5,0
L_S (max)	[μH]	4,0
Choke L_S (max)	[μH]	0,6
C_K (max)	[pF]	120
R_{CuN} (typ.)	[Ω]	1,6
R_{CuIC} (typ.)	[Ω]	5,0
R_{DC} (max)	[Ω]	1,3
ΔI_{DC}	[mA]	3,0
HIPOT	[V_{rms}]	1500

Construction

- Two S₀ interface transformers (transmitter/receiver) in one case
- Additional quad chokes

Application

- NT, peripheral devices (telephone, fax, modems)
- For all leading semiconductor manufacturers

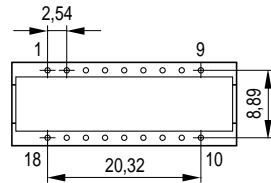
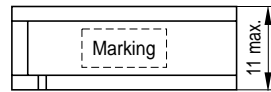
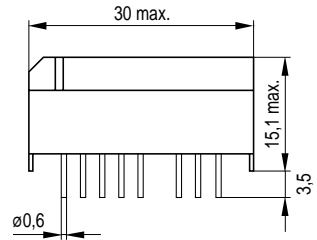
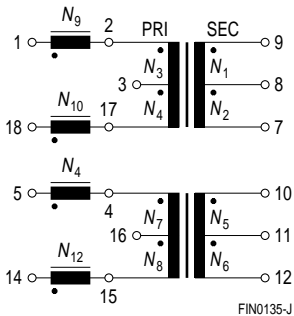
Features

- Low space due to compact construction
- Low logistic effort
- Simple and fast assembly

Packing

- Stick magazine
- Packing unit: 2006 pcs.

Layout



FIN0132-L

Technical data

(electrical specifications at 25 °C, operating temperature 0 to 70 °C)

Ordering code		B78475-P1561-A2	B78475-P1562-A2	B78475-P1563-A2
Turn ratio (± 1 %)	N3:N4:N1:N2	1 : 1 : 2,5 : 2,5	1 : 1 : 2 : 2	1 : 1 : 1 : 1
	N7:N8:N5:N6	1 : 1 : 2,5 : 2,5	1 : 1 : 2 : 2	1 : 1 : 1 : 1
	N9:N10:N11:N12	1 : 1 : 1 : 1	1 : 1 : 1 : 1	1 : 1 : 1 : 1
L_H (min)	[mH]	30	30	30
Choke L (min)	[mH]	5,0	5,0	5,0
L_S (max)	[μH]	5,0	5,0	5,0
Choke L_S (max)	[μH]	0,5	0,6	0,6
C_K (max)	[pF]	150	150	150
R_{CuN} (typ.)	[Ω]	1,6	1,4	1,6
R_{CuIC} (typ.)	[Ω]	6,0	4,6	1,6
R_{DC} (max)	[Ω]	1,1	1,1	1,1
ΔI_{DC}	[mA]	5,0	5,0	5,0
HIPOT	[V _{rms}]	1500	2000	1500

Construction

- Two S₀ interface transformers (transmitter/receiver) in one case

Application

- NT, peripheral devices (telephone, fax, modems)
- For all leading semiconductor manufacturers

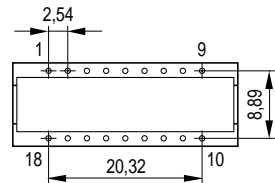

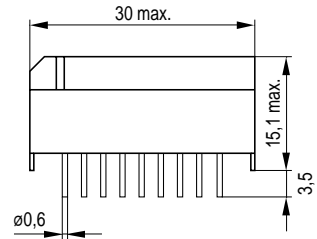
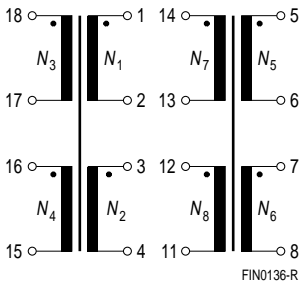
Features

- Low space due to compact construction
- Low logistic effort
- Simple and fast assembly

Packing

- Stick magazine
- Packing unit: 2006 pcs.

Layout



FIN0133-T

Technical data (electrical specifications at 25 °C, operating temperature 0 to 70 °C)

Ordering code		B78475-P1564-A2	B78475-P1565-A2
Turn ratio (± 1 %)	N1 : N2 : N3 : N4 N5 : N6 : N7 : N8	1 : 1 : 2,5 : 2,5 1 : 1 : 2,5 : 2,5	1 : 1 : 2 : 2 1 : 1 : 2 : 2
L _H (min)	[mH]	30	30
L _S (max)	[µH]	3,0	5,0
C _K (max)	[pF]	150	150
R _{CuN} (typ.)	[Ω]	1,6	1,6
R _{CuIC} (typ.)	[Ω]	6,0	5,0
Δ I _{DC}	[mA]	5,0	5,0
HIPOT	[V _{rms}]	1500	1500

Telecommunications IC cross reference

IC manufacturer	IC part number (ordering code)	EPCOS ordering code
Alcatel Microelectronics	MTC2072, MTC20276 MTC20279, MTC20172, MTC20277, MTC20278	B78475-P1560-A2 B78475-P1562-A2
AMD	AM79C30A AM79C32A	B78475-P1560-A2 B78475-P1562-A2 B78475-P1565-A2
Cologne Chip Des.	HFC-S2BDS0	B78475-P1560-A2 B78475-P1562-A2
Infineon	PEB/PSB.21150, 21381/2, 21383/4, 2154, 3081, 3086, 3186	B78475-P1563-A2
	PEB/PSB.2080, 2081, 2084, 2085, 2086, 2115, 2186, 8090, 8091, 8191	B78475-P1560-A2 B78475-P1562-A2 B78475-P1565-A2
Intel	29C53AA	B78475-P1561-A2 B78475-P1564-A2
Lucent	T7234, T7250, T7252, T7256, T7259, T9000	B78475-P1561-A2 B78475-P1564-A2
Mietec	MTC-2072	B78475-P1560-A2 B78475-P1562-A2 B78475-P1565-A2
Mitel	MT8930, MT8931	B78475-P1560-A2 B78475-P1562-A2 B78475-P1565-A2
Motorola	MC145574, MC145576	B78475-P1561-A2 B78475-P1564-A2
National Semiconductor	TP3420, TP3421	B78475-P1560-A2 B78475-P1562-A2 B78475-P1565-A2
STM	ST5420, ST5421	B78475-P1560-A2 B78475-P1562-A2 B78475-P1565-A2
VLSI	VNS8000	B78475-P1560-A2 B78475-P1562-A2

Published by EPCOS AG

Marketing Communications, P.O. Box 80 17 09, 81617 Munich, GERMANY

© EPCOS AG 2001. All Rights Reserved. Reproduction, publication and dissemination of this brochure and the information contained therein without EPCOS' prior express consent is prohibited.

The information contained in this brochure describes the type of component and shall not be considered as guaranteed characteristics. Purchase orders are subject to the General Conditions for the Supply of Products and Services of the Electrical and Electronics Industry recommended by the ZVEI (German Electrical and Electronic Manufacturers' Association), unless otherwise agreed.

This brochure replaces the previous edition.

For questions on technology, prices and delivery please contact the Sales Offices of EPCOS AG or the international Representatives.

Due to technical requirements components may contain dangerous substances. For information on the type in question please also contact one of our Sales Offices.