

## Diode Rectifier Family

### Electrical Specs Summary:

Type	Absolute Maximum Rating(Ta=25°C)		
	V <sub>RRM</sub> (Max)	V <sub>F</sub> (Min)	T <sub>rr</sub>
	(V)	(V)	(nS)
<i>General / Standard Rectifier ( I<sub>o</sub>= 1A ~ 8A )</i>	400	1.0~1.1	> 1uSec
	600	1.0~1.1	> 1uSec
	800	1.0~1.1	> 1uSec
	1000	1.0~1.1	> 1uSec
<i>Bridge Rectifier ( I<sub>o</sub>= 0.5A ~ 50A )</i>	400	1.0~1.1	> 1uSec
	600	1.0~1.1	> 1uSec
	800	1.0~1.1	> 1uSec
	1000	1.0~1.1	> 1uSec
<i>Fast Recovery Rectifier ( I<sub>o</sub>= 1A ~ 6A )</i>	400	1.3	< 150nSec
	600	1.3	< 250nSec
	800	1.3	< 500nSec
	1000	1.3	< 500nSec
<i>Ultra Fast Recovery Rectifier ( I<sub>o</sub>= 1A ~ 20A )</i>	400	1.0~1.1	< 50nSec
	600	1.3	< 75nSec
	800	1.7	< 75nSec
	1000	1.7	< 75nSec
<i>Super Fast Recovery Rectifier ( I<sub>o</sub>= 1A ~ 20A )</i>	200	0.95	< 25nSec
	400	1.25	< 25nSec
	600	1.7~1.85	< 35nSec
<i>Schottky Barrier Rectifier ( I<sub>o</sub>= 1A ~ 30A )</i>	40	0.55~0.6	< 10nSec
	60	0.7~0.8	< 10nSec
	100	0.85	< 10nSec
	150	0.95	< 10nSec
	200	0.95	< 10nSec
<i>Fast Efficient Recovery Rectifier ( I<sub>o</sub>= 1A ~ 20A )</i>	200	0.98	< 25nSec
	400	1.25	< 25nSec
	600	1.75~1.9	< 25nSec
	800	2.8	< 25nSec
<i>High Voltage Rectifier Diode ( I<sub>o</sub>= 0.2A, 0.35A, 0.5A, 0.75A )</i>	1000 ~ 16000	2 ~ 16	> 1uSec
<i>Fast Recovery High Voltage Rectifier ( I<sub>o</sub>= 5mA, 10mA, 350mA )</i>	4000 ~ 16000	12 ~ 85	< 100nSec
<i>Transient Voltage Suppressor</i>	400W V <sub>RMW</sub> = 5V ~ 459V		
	600W V <sub>RMW</sub> = 5V ~ 459V		
	1500W V <sub>RMW</sub> = 5V ~ 459V		
	3000W V <sub>RMW</sub> = 5V ~ 180V		
	5000W V <sub>RMW</sub> = 5V ~ 180V		
<i>Zener Rectifier</i>	0.2W ~ 5W Zener Voltage 2.4V thru 300V		

The detail information please refer to the PDC datasheet.

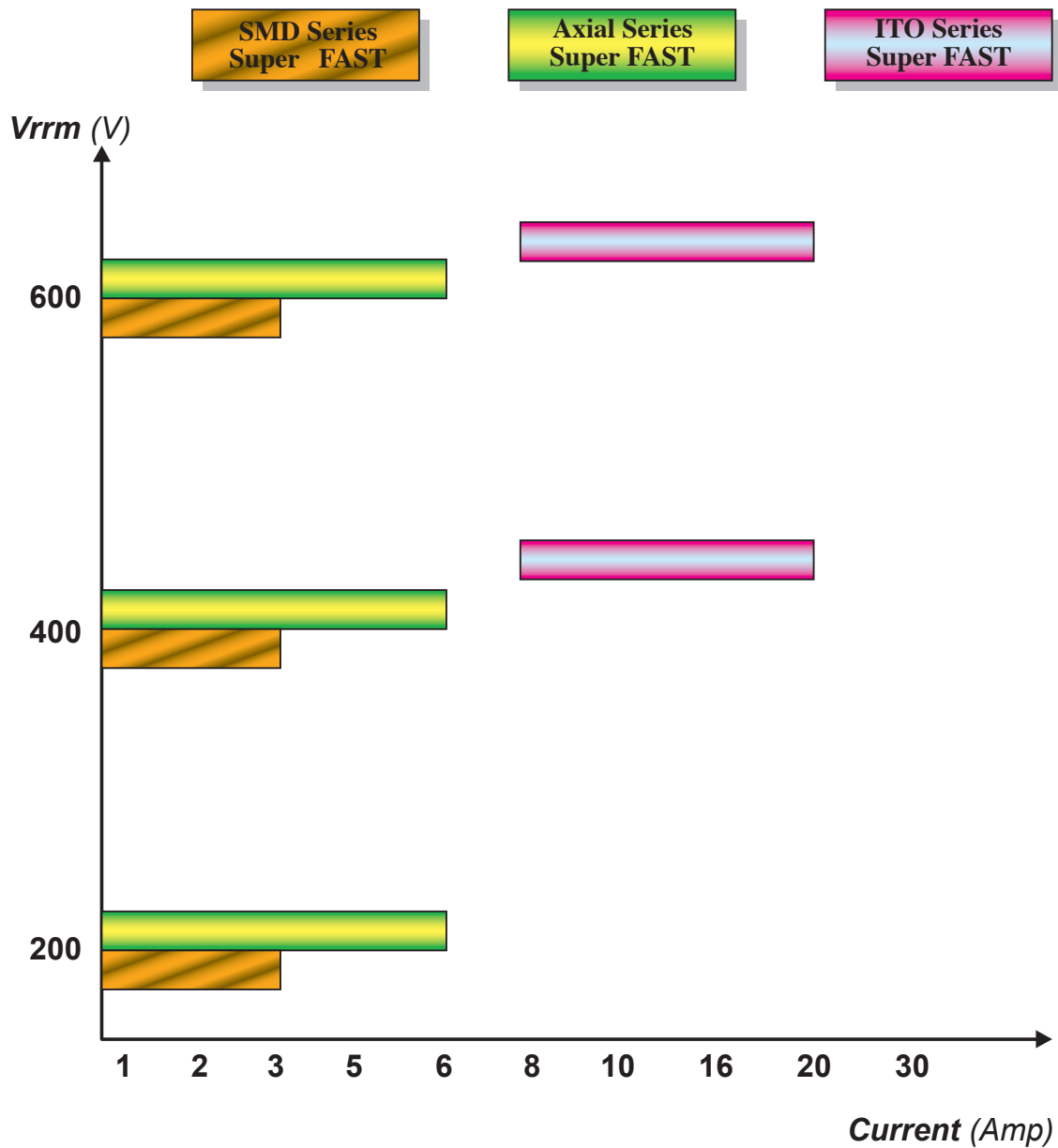
Ac Switch & Protection Solution

Super FAST

From PDC Semiconductor

Includes:

- Super FAST
- Super FAST for PFC.



## Super Fast Recovery Rectifier (ITO220 Series)

Part Number	FEC new P/N	Industry Part NO	Peak Inverse Voltage	MAX. AVG. FWD. Current	MAX. FWD Surge Current 1 Cycle 60HZ	MAX. FWD Voltage @TA25°C @Rated Current	MAX. Reverse Current @25°C @Rated PIV	Reverse Recovery Time	Package
			P <sub>IV</sub> (V)	I <sub>O</sub> (A)	I <sub>FSM</sub> (A <sub>PK</sub> )	V <sub>FM</sub> (V)	I <sub>R</sub> (uA)	T <sub>RR</sub> (ns)	
<i>8.0 AMP Super Fast Recovery Rectifiers (Glass Passivation Junction)</i>					<i>OPERATING TEMPERATURE RANGE -55°C TO +150 °C</i>				
SFF80-04	SFF80-04DF		400	8.0A	125	1.3	10	35 (1)	ITO-220AC
SFF80-06	SFF80-06DF		600	8.0A	125	1.7	10	35 (1)	ITO-220AC
SFF80-04CT	SFF8004CTF		400	8.0A	125	1.3	10	35 (1)	ITO-220AB
SFF80-06CT	SFF8006CTF		600	8.0A	125	1.7	10	35 (1)	ITO-220AB
<i>10.0 AMP Super Fast Recovery Rectifiers (Glass Passivation Junction)</i>					<i>OPERATING TEMPERATURE RANGE -55°C TO +150 °C</i>				
SFF100-04	SFF100-04DF		400	10A	125	1.3	10	35 (1)	ITO-220AC
SFF100-06	SFF100-06DF		600	10A	125	1.7	10	35 (1)	ITO-220AC
SFF100-04CT	SFF10004CTF		400	10A	125	1.3	10	35 (1)	ITO-220AB
SFF100-06CT	SFF10006CTF		600	10A	125	1.7	10	35 (1)	ITO-220AB
<i>16.0 AMP Super Fast Recovery Rectifiers (Glass Passivation Junction)</i>					<i>OPERATING TEMPERATURE RANGE -55°C TO +150 °C</i>				
SFF160-04	SFF160-04DF		400	16A	200	1.3	10	35 (1)	ITO-220AC
SFF160-06	SFF160-06DF		600	16A	200	1.7	10	35 (1)	ITO-220AC
SFF160-04CT	SFF16004CTF		400	16A	200	1.3	10	35 (1)	ITO-220AB
SFF160-06CT	SFF16006CTF		600	16A	200	1.7	10	35 (1)	ITO-220AB
<i>20.0 AMP Super Fast Recovery Rectifiers (Glass Passivation Junction)</i>					<i>OPERATING TEMPERATURE RANGE -55°C TO +150 °C</i>				
SFF200-04	SFF200-04DF		400	20A	250	1.3	10	35 (1)	ITO-220AC
SFF200-06	SFF200-06DF		600	20A	250	1.7	10	35 (1)	ITO-220AC
SFF200-04CT	SFF20004CTF		400	20A	250	1.3	10	35 (1)	ITO-220AB
SFF200-06CT	SFF20006CTF		600	20A	250	1.7	10	35 (1)	ITO-220AB

NOTE : T<sub>RR</sub> TEST CONDITIONS (1) I<sub>F</sub>=0.5A, I<sub>R</sub>=1A, I<sub>RR</sub>=0.25A (2) I<sub>F</sub>=1A, V<sub>R</sub>=30V (3) I<sub>F</sub>=I<sub>R</sub>=10mA I<sub>RR</sub>=1mA

## Super Fast Recovery Rectifier (Axial Type Series)

Part Number	FEC new P/N	Industry Part NO	Peak Inverse Voltage	MAX. AVG. FWD. Current	MAX. FWD Surge Current 1 Cycle 60HZ	MAX. FWD Voltage @TA25°C @Rated Current	MAX. Reverse Current @25°C @Rated PIV	Reverse Recovery Time	Package
			P <sub>IV</sub> (V)	I <sub>O</sub> (A)	I <sub>FSM</sub> (A <sub>PK</sub> )	V <sub>FM</sub> (V)	I <sub>R</sub> (uA)	T <sub>RR</sub> (ns)	
<b>1.0 AMP Super Fast Recovery Rectifiers (Glass Passivation Junction)</b>			<b>OPERATING TEMPERATURE RANGE -55°C TO +150 °C</b>						
SF10-02G		SF14G	200	1.0A	30	0.95	10	35 (1)	DO-41
SF10-04G		SF16G	400	1.0A	30	1.25	10	35 (1)	DO-41
SF10-06G		SF18G	600	1.0A	30	1.85	10	35 (1)	DO-41
<b>2.0 AMP Super Fast Recovery Rectifiers (Glass Passivation Junction)</b>			<b>OPERATING TEMPERATURE RANGE -55°C TO +150 °C</b>						
SF20-02G		SF24G	200	2.0A	75	0.95	10	35 (1)	DO-15
SF20-04G		SF26G	400	2.0A	75	1.25	10	35 (1)	DO-15
SF20-06G		SF28G	600	2.0A	75	1.85	10	35 (1)	DO-15
<b>3.0 AMP Super Fast Recovery Rectifiers (Glass Passivation Junction)</b>			<b>OPERATING TEMPERATURE RANGE -55°C TO +150 °C</b>						
SF30-02G		SF34G	200	3.0A	125	0.95	10	35 (1)	DO-201AD
SF30-04G		SF36G	400	3.0A	125	1.25	10	35 (1)	DO-201AD
SF30-06G		SF38G	600	3.0A	125	1.85	10	35 (1)	DO-201AD
<b>5.0 AMP Super Fast Recovery Rectifiers (Glass Passivation Junction)</b>			<b>OPERATING TEMPERATURE RANGE -55°C TO +150 °C</b>						
SF50-02G		SF54G	200	5.0A	150	0.95	10	35 (1)	DO-201AD
SF50-04G		SF56G	400	5.0A	150	1.25	10	35 (1)	DO-201AD
SF50-06G		SF58G	600	5.0A	150	1.85	10	35 (1)	DO-201AD
<b>6.0 AMP Super Fast Recovery Rectifiers (Glass Passivation Junction)</b>			<b>OPERATING TEMPERATURE RANGE -55°C TO +150 °C</b>						
SF60-02G		SF64G	200	6.0A	150	0.95	10	35 (1)	D0-201AD
SF60-04G		SF66G	400	6.0A	150	1.25	10	35 (1)	D0-201AD
SF60-06G		SF68G	600	6.0A	150	1.85	10	35 (1)	D0-201AD

NOTE:T<sub>RR</sub> TEST CONDITIONS (1) I<sub>F</sub>=0.5A, I<sub>R</sub>=1A, I<sub>RR</sub>=0.25A (2) I<sub>F</sub>=1A, V<sub>R</sub>=30V (3) I<sub>F</sub>=I<sub>R</sub>=10mA I<sub>RR</sub>=1mA

## Super Fast Recovery Rectifier (SMD Series)

Part Number	FEC new P/N	Industry Part NO	Peak Inverse Voltage	MAX. AVG. FWD. Current	MAX. FWD Surge Current 1 Cycle 60HZ	MAX. FWD Voltage @TA25°C @Rated Current	MAX. Reverse Current @25°C @Rated PIV	Reverse Recovery Time	Package
			P <sub>IV</sub> (V)	I <sub>O</sub> (A)	I <sub>FSM</sub> (A <sub>PK</sub> )	V <sub>FM</sub> (V)	I <sub>R</sub> (uA)	T <sub>RR</sub> (ns)	
<b>1.0 AMP Super Fast Recovery Rectifiers</b>			<b>OPERATING TEMPERATURE RANGE -55°C TO +150 °C</b>						
SFM13M			150	1.0A	30	0.95	5	35(1)	SOD-123-A
SFM14M			200	1.0A	30	1.25	5	35(1)	SOD-123-A
SFM15M			300	1.0A	30	1.25	5	35(1)	SOD-123-A
SFM16M			400	1.0A	30	1.85	5	35(1)	SOD-123-A
SFM18M			600	1.0A	30	1.85	5	35(1)	SOD-123-A
SFM19M			800	1.0A	30	1.85	5	35(1)	SOD-123-A
SFS1D		SFS1D	200	1.0A	30	0.95	10	35(1)	SMA
SFS1G		SFS1G	400	1.0A	30	1.25	10	35(1)	SMA
SFS1J		SFS1J	600	1.0A	30	1.85	10	35(1)	SMA
<b>2.0 AMP Super Fast Recovery Rectifiers</b>			<b>OPERATING TEMPERATURE RANGE -55°C TO +150 °C</b>						
SFS2D		SFS2D	200	2.0A	50	0.95	10	35(1)	SMB
SFS2G		SFS2G	400	2.0A	50	1.25	10	35(1)	SMB
SFS2J		SFS2J	600	2.0A	50	1.85	10	35(1)	SMB
<b>3.0 AMP Super Fast Recovery Rectifiers</b>			<b>OPERATING TEMPERATURE RANGE -55°C TO +150 °C</b>						
SFS3D		SFS3D	200	3.0A	100	0.95	10	35(1)	SMC
SFS3G		SFS3G	400	3.0A	100	1.25	10	35(1)	SMC
SFS3J		SFS3J	600	3.0A	100	1.85	10	35(1)	SMC

NOTE:T<sub>RR</sub> TEST CONDITIONS (1) I<sub>F</sub>=0.5A, I<sub>R</sub>=1A, I<sub>RR</sub>=0.25A (2) I<sub>F</sub>=1A, V<sub>R</sub>=30V (3) I<sub>F</sub>=I<sub>R</sub>=10mA I<sub>RR</sub>=1mA

Ac Switch & Protection Solution

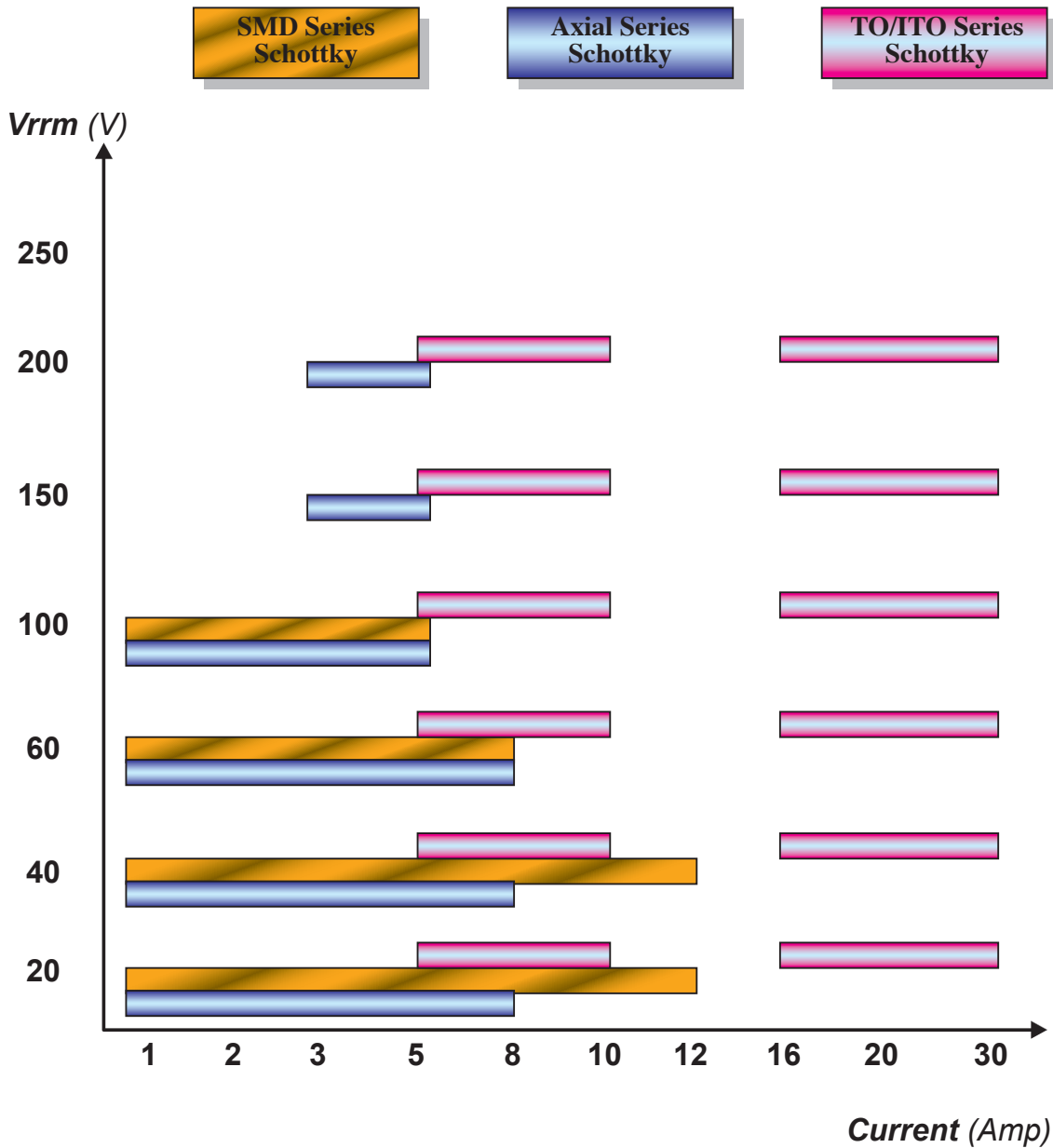
Schottky

From PDC Semiconductor

Includes:

- Schottky Family.

RoHS Compliant



## Schottky Rectifier- Axial Type Series (1 ~ 8A)

Part Number	FEC New Part Number	Industry Part NO	Peak Inverse Voltage	MAX.AVG.FWD. Current	MAX. FWD Surge Current 1 Cycle 60HZ	MAX. FWD Voltage @TA25°C @RATED Current	MAX.Reverse Current @25°C @Rated PIV	Package
			P <sub>IV</sub> (V)	I <sub>O</sub> (A)	I <sub>FSM</sub> (A <sub>PK</sub> )	V <sub>FM</sub> (V)	I <sub>R</sub> (mA)	
<i>1.0 AMP Schottky Barrier Rectifiers</i>								
K17		1N17	20	1.0A	25	0.45	1	R1
K19		1N19	40	1.0A	25	0.6	1	R1
1N5817		1N5817	20	1.0A	25	0.45	1	DO-41
1N5819		1N5819	40	1.0A	25	0.6	1	DO-41
SR102	SR120	SB120	20	1.0A	40	0.45	1	DO-41
SR104	SR140	SB140	40	1.0A	40	0.65	1	DO-41
SR106	SR160	SB160	60	1.0A	40	0.7	1	DO-41
SR110	SR1100	SB1100	100	1.0A	40	0.85	1	DO-41
<i>2.0 AMP Schottky Barrier Rectifiers</i>								
SR202	SR220	SB220	20	2.0A	40	0.45	2	DO-41
SR204	SR240	SB240	40	2.0A	40	0.65	2	DO-41
SR206	SR260	SB260	60	2.0A	40	0.7	2	DO-41
SR210	SR2100	SB2100	100	2.0A	40	0.85	2	DO-41
<i>3.0 AMP Schottky Barrier Rectifiers</i>								
SR302	SR320	SB320	20	3.0A	80	0.5	2	DO-201AD
SR304	SR340	SB340	40	3.0A	80	0.5	2	DO-201AD
SR306	SR360	SB360	60	0.03A	80	0.74	2	DO-201AD
SR310	SR3100	SB3100	100	3.0A	80	0.85	2	DO-201AD
SR315	SR3150		150	3.0A	80	0.95	2	DO-201AD
SR320	SR3200		200	3.0A	80	0.95	2	DO-201AD
<i>5.0 AMP Schottky Barrier Rectifiers</i>								
SR502	SR520	SB520	20	5.0A	150	0.55	5	DO-201AD
SR504	SR540	SB540	40	5.0A	150	0.55	5	DO-201AD
SR506	SR560	SB560	60	5.0A	150	0.7	5	DO-201AD
SR510	SR5100	SB5100	100	5.0A	150	0.85	5	DO-201AD
SR515	SR5150		150	5.0A	150	0.95	5	DO-201AD
SR520	SR5200		200	5.0A	150	0.95	5	DO-201AD
<i>8.0 AMP Schottky Barrier Rectifiers</i>								
SR804		SR804	40	8.0A	150	0.62	10	DO-201AD
SR806		SR806	60	8.0A	150	0.8	10	DO-201AD

## Schottky Rectifier- SMD Series (1 ~ 3 A)

Part Number	FEC New Part Number	Industry Part NO	Peak Inverse Voltage	MAX.AVG.FWD. Current	MAX. FWD Surge Current 1 Cycle 60HZ	MAX. FWD Voltage @TA25°C @RATED Current	MAX.Reverse Current @25°C @Rated PIV	Package
			P <sub>IV</sub> (V)	I <sub>O</sub> (A)	I <sub>FSM</sub> (A <sub>PK</sub> )	V <sub>FM</sub> (V)	I <sub>R</sub> (mA)	
<i>1.0 AMP Schottky Barrier Rectifiers</i>								
LS12	LS120	SL12	20	1.0A	25	0.395	1.0	SMA
LS14	LS140	SL14	40	1.0A	25	0.395	1.0	SMA
SK12			20	1.0A	30	0.55	1.0	Thin SMA
SK14			40	1.0A	30	0.55	1.0	Thin SMA
SK16			60	1.0A	30	0.7	1.0	Thin SMA
SK110			100	1.0A	30	0.85	1.0	Thin SMA
<i>2.0 AMP Schottky Barrier Rectifiers</i>								
SS24A	SS240A	SS24A	40	2.0A	50	0.5	1.0	SMA
SS26A	SS260A	SS26A	60	2.0A	50	0.7	1.0	SMA
SS210A	SS2100A	SS210A	100	2.0A	50	0.85	1.0	SMA
LS22A	LS220A	SL22A	20	2.0A	50	0.45	1.0	SMA
LS24A	LS240A	SS24A	40	2.0A	50	0.45	1.0	SMA
SS22	SS220B	SS22	20	2.0A	50	0.5	1.0	SMB
SS24	SS240B	SS24	40	2.0A	50	0.5	1.0	SMB
SS26	SS260B	SS26	60	2.0A	50	0.7	1.0	SMB
SS210	SS2100B	SS210	100	2.0A	50	0.85	1.0	SMB
<i>3.0 AMP Schottky Barrier Rectifiers</i>								
SS32A	SS320A	SS32A	20	3.0A	100	0.5	1.0	SMA
SS34A	SS340A	SS34A	40	3.0A	100	0.5	1.0	SMA
SS36A	SS360A	SS36A	60	3.0A	100	0.7	1.0	SMA
SS310A	SS3100A	SS310A	100	3.0A	100	0.85	1.0	SMA
LS32A	LS320A	SL32A	20	3.0A	100	0.45	1.0	SMA
LS34A	LS340A	SL34A	40	3.0A	100	0.45	1.0	SMA
SS32B	SS320B	SS32B	20	3.0A	100	0.5	1.0	SMB
SS34B	SS340B	SS34B	40	3.0A	100	0.5	1.0	SMB
SS36B	SS360B	SS36B	60	3.0A	100	0.7	1.0	SMB
SS310B	SS3100B	SS310B	100	3.0A	100	0.85	1.0	SMB
SS32	SS320	SS32	20	3.0A	100	0.5	1.0	SMC
SS34	SS340	SS34	40	3.0A	100	0.5	1.0	SMC
SS36	SS360	SS36	60	3.0A	100	0.7	1.0	SMC
SS310	SS3100	SS310	100	3.0A	100	0.85	1.0	SMC

## Schottky Rectifier- SMD Series (5 ~ 12A)

Part Number	FEC New Part Number	Industry Part NO	Peak Inverse Voltage	MAX.AVG.FWD. Current	MAX. FWD Surge Current 1 Cycle 60HZ	MAX. FWD Voltage @TA25°C @RATED Current	MAX.Reverse Current @25°C @Rated PIV	Package
			P <sub>IV</sub> (V)	I <sub>O</sub> (A)	I <sub>FSM</sub> (A <sub>PK</sub> )	V <sub>FM</sub> (V)	I <sub>R</sub> (mA)	
<b>5.0 AMP Schottky Barrier Rectifiers</b>								
SS52B	SS520B	SS52B	20	5.0A	150	0.55	1.0	SMB
SS54B	SS540B	SS54B	40	5.0A	150	0.55	1.0	SMB
SS56B	SS560B	SS56B	60	5.0A	150	0.7	1.0	SMB
SS510B	SS5100B	SS510B	100	5.0A	150	0.85	1.0	SMB
SS52	SS520	SS52	20	5.0A	150	0.55	1.0	SMC
SS54	SS540	SS54	40	5.0A	150	0.55	1.0	SMC
SS56	SS560	SS56	60	5.0A	150	0.7	1.0	SMC
SS510	SS5100	SS510	100	5.0A	150	0.85	1.0	SMC
<b>6.0 AMP Schottky Barrier Rectifiers</b>								
SS62B	SS620B	SS62B	20	6.0A	150	0.55	1.0	SMB
SS64B	SS640B	SS64B	40	6.0A	150	0.55	1.0	SMB
SS66B	SS660B	SS66B	60	6.0A	150	0.7	1.0	SMB
SS610B	SS6100B	SS610B	100	6.0A	150	0.85	1.0	SMB
SS62	SS620	SS62	20	6.0A	150	0.55	1.0	SMC
SS64	SS640	SS64	40	6.0A	150	0.55	1.0	SMC
SS66	SS660	SS66	60	6.0A	150	0.7	1.0	SMC
<b>8.0 AMP Schottky Barrier Rectifiers</b>								
SS82	SS820	SS82	20	8.0A	160	0.55	1.0	SMC
SS84	SS840	SS84	40	8.0A	160	0.55	1.0	SMC
SS86	SS860	SS86	60	8.0A	160	0.7	1.0	SMC
<b>10.0 AMP Schottky Barrier Rectifiers</b>								
MBRD1020CT		MBRD1020CT	20	10.0A	100	0.55	5	TO-252
MBRD1040CT		MBRD1040CT	40	10.0A	100	0.55	5	TO-252
<b>12.0 AMP Schottky Barrier Rectifiers</b>								
MBRD1220CT		MBRD1220CT	20		120	0.55	5	TO-252
MBRD1220CT		MBRD1220CT	20	12A	120	0.55	5	TO-252
MBRD1240CT		MBRD1240CT	40	12A	120	0.55	5	TO-252



## Schottky Rectifier- TO/ITO220 Series (5~ 8A)

Part Number	FEC New Part Number	Industry Part NO	Peak Inverse Voltage	MAX.AVG. FWD. Current	MAX. FWD Surge Current 1 Cycle 60HZ	MAX. FWD Voltage @TA25°C @RATED Current	MAX.Reverse Current @25°C @Rated PIV	Package
			P <sub>IV</sub> (V)	I <sub>O</sub> (A)	I <sub>FSM</sub> (A <sub>PK</sub> )	V <sub>FM</sub> (V)	I <sub>R</sub> (mA)	
<i>5.0 AMP Schottky Barrier Rectifiers</i>								
SR5-04CT	SR540CT		40	5.0A	75	0.55	5	TO-220AB
SR5-06CT	SR560CT		60	5.0A	75	0.7	5	TO-220AB
SR5-10CT	SR5100CT		100	5.0A	75	0.85	5	TO-220AB
SR5-15CT	SR5150CT		150	5.0A	75	0.95	5	TO-220AB
SR5-20CT	SR5200CT		200	5.0A	75	0.95	5	TO-220AB
SRF5-04CT	SR540CTF		40	5.0A	75	0.55	5	ITO-220AB
SRF5-06CT	SR560CTF		60	5.0A	75	0.7	5	ITO-220AB
SRF5-10CT	SR5100CTF		100	5.0A	75	0.85	5	ITO-220AB
SRF5-15CT	SR5150CTF		150	5.0A	75	0.95	5	ITO-220AB
SRF5-20CT	SR5200CTF		200	5.0A	75	0.95	5	ITO-220AB
SR5-04	SR540D		40	5.0A	125	0.55	5	TO-220AC
SR5-06	SR560D		60	5.0A	125	0.7	5	TO-220AC
SR5-10	SR5100D		100	5.0A	125	0.85	5	TO-220AC
SR5-15	SR5150D		150	5.0A	125	0.95	5	TO-220AC
SR5-20	SR5200D		200	5.0A	125	0.95	5	TO-220AC
SRF5-04	SR540DF		40	5.0A	125	0.55	5	ITO-220AC
SRF5-06	SR560DF		60	5.0A	125	0.7	5	ITO-220AC
SRF5-10	SR5100DF		100	5.0A	125	0.85	5	ITO-220AC
SRF5-15	SR5150DF		150	5.0A	125	0.95	5	ITO-220AC
SRF5-20	SR5200DF		200	5.0A	125	0.95	5	ITO-220AC
<i>8.0 AMP Schottky Barrier Rectifiers</i>								
SR8-04CT			40	8.0A	125	0.55	5	TO-220AB
SR8-06CT			60	8.0A	125	0.7	5	TO-220AB
SR8-10CT			100	8.0A	125	0.85	5	TO-220AB
SR8-15CT			150	8.0A	125	0.95	5	TO-220AB
SR8-20CT			200	8.0A	125	0.95	5	TO-220AB
SRF8-04CT			40	8.0A	125	0.55	5	ITO-220AB
SRF8-06CT			60	8.0A	125	0.7	5	ITO-220AB
SRF8-10CT			100	8.0A	125	0.85	5	ITO-220AB
SRF8-15CT			150	8.0A	125	0.95	5	ITO-220AB
SRF8-20CT			200	8.0A	125	0.95	5	ITO-220AB
SR8-04			40	8.0A	150	0.55	5	TO-220AC
SR8-06			60	8.0A	150	0.7	5	TO-220AC
SR8-10			100	8.0A	150	0.85	5	TO-220AC
SR8-15			150	8.0A	150	0.95	5	TO-220AC
SR8-20			200	8.0A	150	0.95	5	TO-220AC
SRF8-04			40	8.0A	150	0.55	5	ITO-220AC
SRF8-06			60	8.0A	150	0.7	5	ITO-220AC
SRF8-10			100	8.0A	150	0.85	5	ITO-220AC
SRF8-15			150	8.0A	150	0.95	5	ITO-220AC
SRF8-20			200	8.0A	150	0.95	5	ITO-220AC

NOTE : VF of TO-220AB / ITO-220AB IS MEASURED PERLEG WITH HALF of THE I<sub>O</sub> CURRENT.

## Schottky Rectifier- TO/ITO220 Series (10~ 20A)

Part Number	FEC New Part Number	Industry Part NO	Peak Inverse Voltage	MAX.AVG.FWD. Current	MAX. FWD Surge Current 1 Cycle 60HZ	MAX. FWD Voltage @TA25°C @RATED Current	MAX.Reverse Current @25°C @Rated PIV	Package
			$P_{IV}$ (V)	$I_O$ (A)	$I_{FSM}$ (A <sub>PK</sub> )	$V_{FM}$ (V)	$I_R$ (mA)	
<i>10.0 AMP Schottky Barrier Rectifiers</i>								
SR10-045CT	SR1045CT		45	10.0A	125	0.55	5	TO-220AB
SR10-06CT	SR1060CT		60	10.0A	125	0.7	5	TO-220AB
SR10-10CT	SR10100CT		100	10.0A	125	0.85	5	TO-220AB
SR10-15CT	SR10150CT		150	10.0A	125	0.95	5	TO-220AB
SR10-20CT	SR10200CT		200	10.0A	125	0.95	5	TO-220AB
SRF10-045CT	SR1045CTF	MBR1045	45	10.0A	125	0.55	5	ITO-220AB
SRF10-06CT	SR1060CTF	MBR1060	60	10.0A	125	0.7	5	ITO-220AB
SRF10-10CT	SR10100CTF	MBR1010	100	10.0A	125	0.85	5	ITO-220AB
SRF10-15CT	SR10150CTF		150	10.0A	125	0.95	5	ITO-220AB
SRF10-20CT	SR10200CTF		200	10.0A	125	0.95	5	ITO-220AB
SR10-045			45	10.0A	175	0.55	5	TO-220AC
SR10-06			60	10.0A	175	0.7	5	TO-220AC
SR10-10			100	10.0A	175	0.85	5	TO-220AC
SR10-15			150	10.0A	175	0.95	5	TO-220AC
SR10-20			200	10.0A	175	0.95	5	TO-220AC
SRF10-045			45	10.0A	175	0.55	5	ITO-220AC
SRF10-06			60	10.0A	175	0.7	5	ITO-220AC
SRF10-10			100	10.0A	175	0.85	5	ITO-220AC
SRF10-15			150	10.0A	175	0.95	5	ITO-220AC
SRF10-20			200	10.0A	175	0.95	5	ITO-220AC
<i>20.0 AMP Schottky Barrier Rectifiers</i>								
SR20-045CT	SR2045CT		45	20.0A	175	0.6	5	TO-220AB
SR20-06CT	SR2060CT		60	20.0A	175	0.8	5	TO-220AB
SR20-10CT	SR20100CT		100	20.0A	175	0.85	5	TO-220AB
SR20-15CT	SR20150CT		150	20.0A	175	0.95	5	TO-220AB
SR20-20CT	SR20200CT		200	20.0A	175	0.95	5	TO-220AB
SRF20-045CT	SR2045CTF	MBR2045CT	45	20.0A	175	0.55	5	ITO-220AB
SRF20-06CT	SR2060CTF	MBR2060CT	60	20.0A	175	0.7	5	ITO-220AB
SRF20-10CT	SR20100CTF	MBR20100CT	100	20.0A	175	0.85	5	ITO-220AB
SRF20-15CT	SR20150CTF		150	20.0A	175	0.95	5	ITO-220AB
SRF20-20CT	SR20200CTF		200	20.0A	175	0.95	5	ITO-220AB
SR20-045			45	20.0A	300	0.6	5	TO-220AC
SR20-06			60	20.0A	300	0.8	5	TO-220AC
SR20-10			100	20.0A	300	0.85	5	TO-220AC
SR20-15			150	20.0A	300	0.95	5	TO-220AC
SR20-20			200	20.0A	300	0.95	5	TO-220AC
SRF20-045			45	20.0A	300	0.6	5	ITO-220AC
SRF20-06			60	20.0A	300	0.8	5	ITO-220AC
SRF20-10			100	20.0A	300	0.85	5	ITO-220AC
SRF20-15			150	20.0A	300	0.95	5	ITO-220AC
SRF20-20			200	20.0A	300	0.95	5	ITO-220AC

NOTE : VF of TO-220AB / ITO-220AB IS MEASURED PERLEG WITH HALF of THE  $I_O$  CURRENT.

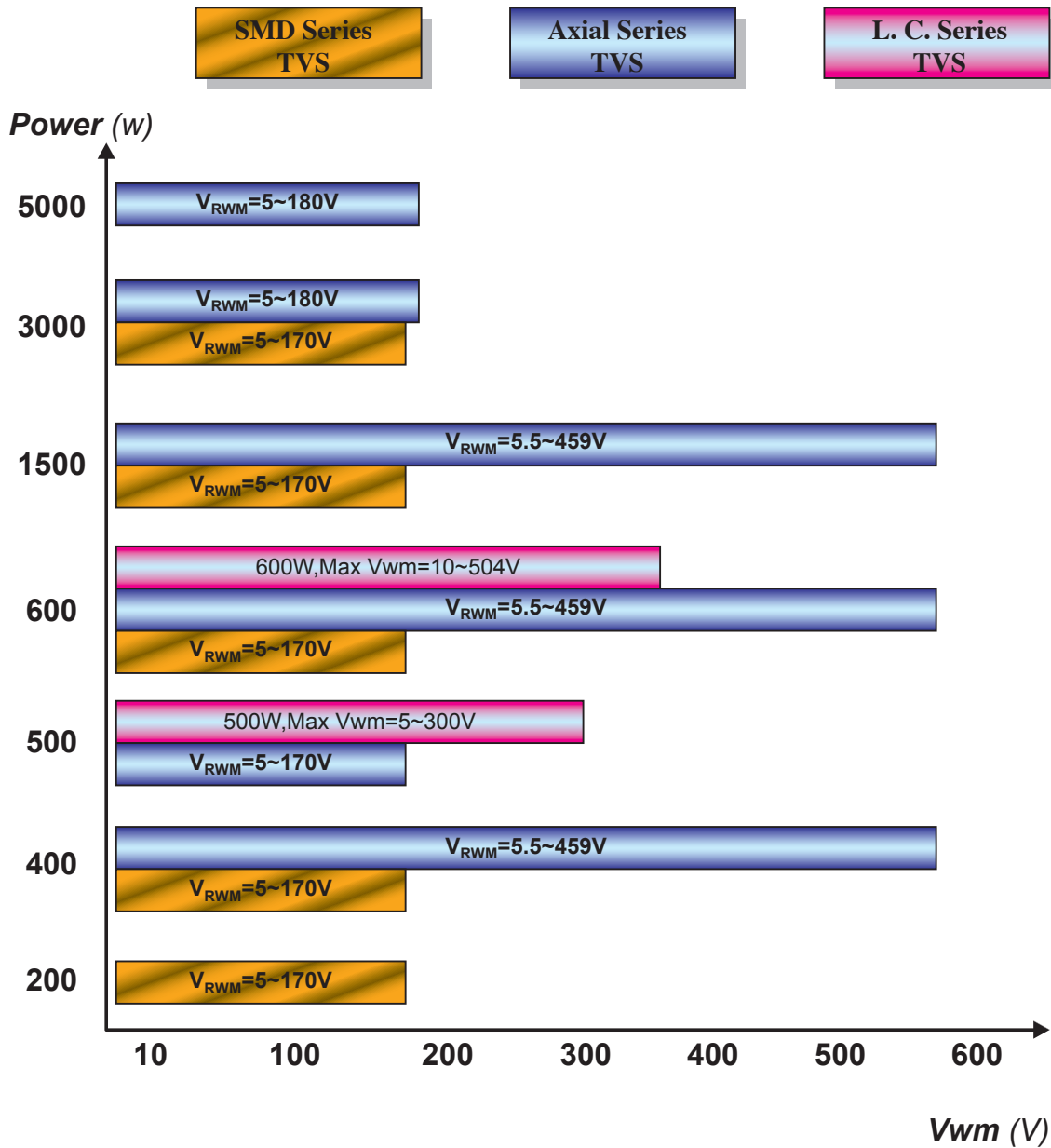
Ac Switch & Protection Solution

Transient Voltage Suppressors  
From PDC Semiconductor

Includes:

- TVS.
- Low Capacitance TVS.

RoHS  
Compliant



## Transient Voltage Suppressors (Low Capacitance Series)

### 500W LOW CAPACITANCE TRANSIENT VOLTAGE SUPPRESSORS

TYPE	Stand-off Voltage VWM (Volts)	Min. Breakdown Voltage At IT=1.0mA V(BR) (Volts)	Max. Reverse Leakage At VWM I <sub>R</sub> (uA)	Max Clamping Voltage At I <sub>pp</sub> =5.0A V <sub>c</sub> (Volts)	Max. Peak Pulse Current I <sub>pp</sub> (Amps)	Inverse Blocking Leakage Current At VWIB IIB (mA)	Working Inverse Blocking Voltage VWIB (Volts)	Max. Junction Capacitance At 0 Volts (pF)	Peak Inverse Blocking Voltage VPIB (Volts)	PACKAGE
*SAC5.0	5	7.6	300	10	44	1	75	50	100	DO-15
*SAC6.0	6	7.9	300	11.2	41	1	75	50	100	DO-15
*SAC7.0	7	8.33	300	12.6	38	1	75	50	100	DO-15
*SAC8.0	8	8.89	100	13.4	36	1	75	50	100	DO-15
*SAC8.5	8.5	9.44	50	14	34	1	75	50	100	DO-15
*SAC10	10	11.1	5	16.3	29	1	75	50	100	DO-15
*SAC12	12	13.3	5	19	25	1	75	50	100	DO-15
*SAC15	15	16.7	5	23.6	20	1	75	50	100	DO-15
*SAC18	18	20	5	28.8	15	1	75	50	100	DO-15
*SAC22	22	24.4	5	35.4	14	1	75	50	100	DO-15
*SAC26	26	28.9	5	42.3	11.1	1	75	50	100	DO-15
*SAC30	30	33.3	5	48.6	10	1	75	50	100	DO-15
*SAC36	36	40	5	60	8.6	1	75	50	100	DO-15
*SAC45	45	50	5	77	6.8	1	150	50	200	DO-15
*SAC50	50	55.5	5	88	5.8	1	150	50	200	DO-15

### 600W LOW CAPACITANCE TRANSIENT VOLTAGE SUPPRESSORS

PRAT NUMBER	Breakdown Voltage			Working Peak Reverse Voltage V <sub>rwms</sub> (Volts)	Max. Reverse Leakage At V <sub>rwms</sub> I <sub>R</sub> (uA)	Max. Reverse Current I <sub>rsms</sub> (Amps)	Max Clamping Voltage V <sub>rwms</sub> (Volts)	Max. Junction Capacitance At 0 Volts (Pf)	Peak Inverse Blocking Voltage VPIB	PACKAGE
	V <sub>BR</sub> (Volts)		@IT (mA)							
	MIN	MAX								
*LC P6KE51	47.2	54.8	1	42.48	5	8.2	73.5	50	200	DO-15
*LC P6KE56	51.8	60.2	1	47.88	5	7.4	80.5	50	200	DO-15
*LC P6KE62	57.3	66.7	1	51.62	5	6.8	89	50	200	DO-15
*LC P6KE68	62.9	73.1	1	56.6	5	6.1	98	50	200	DO-15
*LC P6KE75	69.4	80.6	1	62.44	5	5.5	108	50	200	DO-15
*LC P6KE82	75.8	88.2	1	68.27	5	5.1	118	50	200	DO-15
*LC P6KE91	84.2	97.8	1	75.76	5	4.5	131.8	50	400	DO-15
*LC P6KE100	92.5	107.5	1	83.25	5	4.2	144	50	400	DO-15
*LC P6KE110	101.8	118.3	1	91.58	5	3.8	158	50	400	DO-15
*LC P6KE120	111	129	1	99.9	5	3.5	173	50	400	DO-15
*LC P6KE130	120.2	139.8	1	108.2	5	3.2	187	50	400	DO-15
*LC P6KE150	138.5	161.3	1	112.4	5	2.8	215	50	600	DO-15
*LC P6KE160	148	172	1	119.9	5	2.6	230	50	600	DO-15
*LC P6KE170	157.2	182.8	1	141.5	5	2.5	244	50	600	DO-15
*LC P6KE180	166.5	193.5	1	149.9	5	2.3	258	50	600	DO-15
*LC P6KE200	185	215	1	170	5	2.1	287	50	600	DO-15
*LC P6KE220	203.5	236.5	1	183.2	5	1.75	344	50	1000	DO-15
*LC P6KE250	231.2	268.8	1	208.2	5	1.67	360	50	1000	DO-15
*LC P6KE300	277.5	322.5	1	249.8	5	1.4	430	50	1000	DO-15
*LC P6KE350	323.7	376.3	1	291.4	5	1.2	504	50	1000	DO-15

Note: Low Capacitance TVS series is under development

Ac Switch & Protection Solution

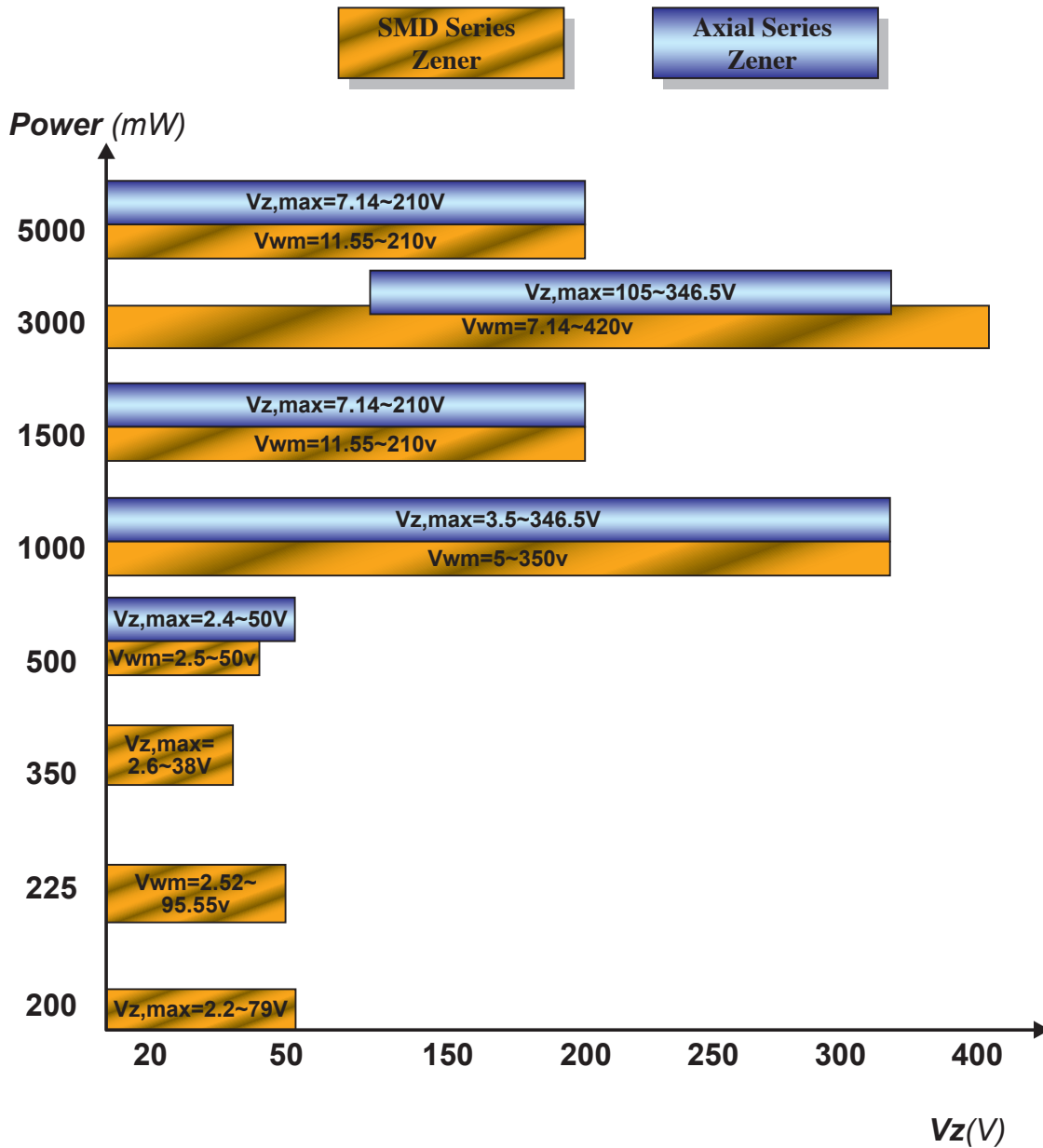
Zener

From PDC Semiconductor

Includes:

- Zener.

RoHS Compliant



## ZENER DIODE ( 5W SMD Series)

(SMD) ZENER DIODES

Part Number	Nominal Zener Voltage			Maximum Zener Impedance				Maximum Reverse Leakage Current		Package
	Vz @ IZT			ZZT@ IZT		ZZK@ IZK		IR@ VR		
	NOM. VOLTS	MIN. VOLTS	MAX. VOLTS	Ω	mA	Ω	mA	μA	V	
<i>5W Zener Diodes</i>										
<i>OPERATING TEMPERATURE RANGE -55°C TO +150 °C</i>										
SMC5348B	11.00	10.45	11.55	2.5	125	125	1	5	8.4	SMC
SMC5349B	12.00	11.40	12.60	2.5	100	125	1	2	9.1	SMC
SMC5350B	13.00	12.35	13.65	2.5	100	100	1	1	9.9	SMC
SMC5351B	14.00	13.30	14.70	2.5	100	75	1	1	10.6	SMC
SMC5352B	15.00	14.25	15.75	2.5	75	75	1	1	11.5	SMC
SMC5353B	16.00	15.20	16.80	2.5	75	75	1	1	12.2	SMC
SMC5354B	17.00	16.15	17.85	2.5	70	75	1	0.5	12.9	SMC
SMC5355B	18.00	17.10	18.90	2.5	65	75	1	0.5	13.7	SMC
SMC5356B	19.00	18.05	19.95	3	65	75	1	0.5	14.4	SMC
SMC5357B	20.00	19.00	21.00	3	65	75	1	0.5	15.2	SMC
SMC5358B	22.00	20.90	23.10	3.5	50	75	1	0.5	16.7	SMC
SMC5359B	24.00	22.80	25.20	3.5	50	100	1	0.5	18.2	SMC
SMC5360B	25.00	23.75	26.25	4	50	110	1	0.5	19	SMC
SMC5361B	27.00	25.65	28.35	5	50	120	1	0.5	20.6	SMC
SMC5362B	28.00	26.60	29.40	6	50	130	1	0.5	21.2	SMC
SMC5363B	30.00	28.50	31.50	8	40	140	1	0.5	22.8	SMC
SMC5364B	33.00	31.35	34.65	10	40	150	1	0.5	25.1	SMC
SMC5365B	36.00	34.20	37.80	11	30	160	1	0.5	27.4	SMC
SMC5366B	39.00	37.05	40.95	14	30	170	1	0.5	29.7	SMC
SMC5367B	43.00	40.85	45.15	20	30	190	1	0.5	32.7	SMC
SMC5368B	47.00	44.65	49.35	25	25	210	1	0.5	35.8	SMC
SMC5369B	51.00	48.45	53.55	27	25	230	1	0.5	38.8	SMC
SMC5370B	56.00	53.20	58.80	35	20	280	1	0.5	42.6	SMC
SMC5371B	60.00	57.00	63.00	40	20	350	1	0.5	42.5	SMC
SMC5372B	62.00	58.90	65.10	42	20	400	1	0.5	47.1	SMC
SMC5373B	68.00	64.60	71.40	44	20	500	1	0.5	51.7	SMC
SMC5374B	75.00	71.25	78.75	45	20	620	1	0.5	56	SMC
SMC5375B	82.00	77.90	86.10	65	15	720	1	0.5	62.2	SMC
SMC5376B	87.00	82.65	91.35	75	15	760	1	0.5	66	SMC
SMC5377B	91.00	86.45	95.55	75	15	760	1	0.5	69.2	SMC
SMC5378B	100.00	95.00	105.00	90	12	800	1	0.5	76	SMC
SMC5379B	110.00	104.50	115.50	125	12	1000	1	0.5	83.6	SMC
SMC5380B	120.00	114.00	126.00	170	10	1150	1	0.5	91.2	SMC
SMC5381B	130.00	123.50	136.50	190	10	1250	1	0.5	98.8	SMC
SMC5382B	140.00	133.00	147.00	230	8	1500	1	0.5	106	SMC
SMC5383B	150.00	142.50	157.50	330	8	1500	1	0.5	114	SMC
SMC5384B	160.00	152.00	168.00	350	8	1650	1	0.5	122	SMC
SMC5385B	170.00	161.50	178.50	380	8	1750	1	0.5	129	SMC
SMC5386B	180.00	171.00	189.00	430	5	1750	1	0.5	137	SMC
SMC5387B	190.00	180.50	199.50	450	5	1850	1	0.5	144	SMC
SMC5388B	200.00	190.00	210.00	480	5	1850	1	0.5	152	SMC

Ac Switch & Protection Solution

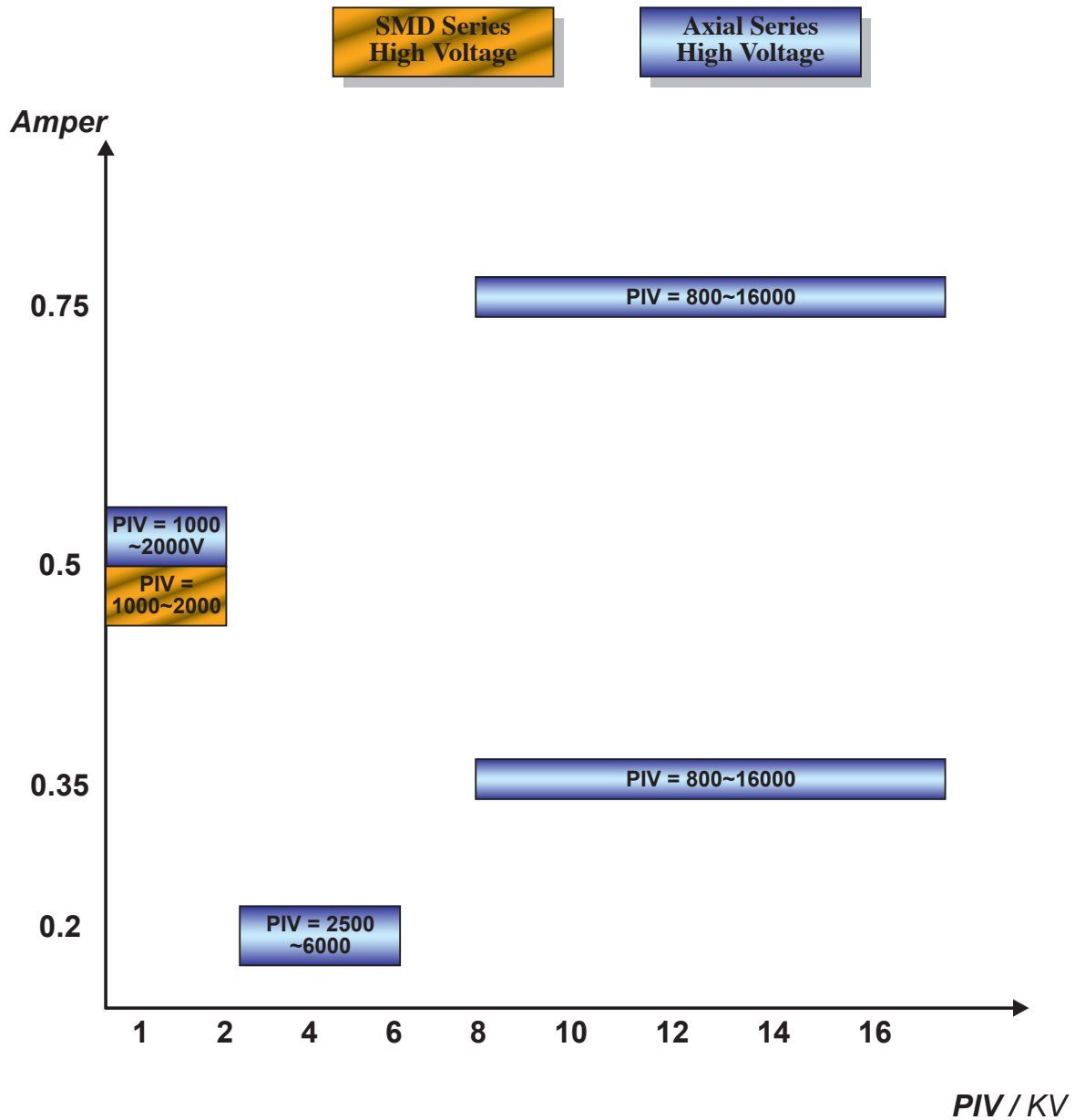
High Voltage

From PDC Semiconductor

Includes:

- High Voltage

RoHS Compliant



# HIGH VOLTAGE RECTIFIERS

## (SMD) FAST RECOVERY HIGH VOLTAGE RECTIFIERS

Part Number	Industry Part NO	Peak Inverse Voltage	MAX.AVG. FWD. Current	MAX. FWD Surge Current 1 Cycle 60HZ	MAX. FWD Voltage @TA25°C @Rated Current	MAX.Reverse Current @25°C @Rated PIV	Reverse Recovery Time	Package
		P <sub>IV</sub> (V)	I <sub>O</sub> (A)	I <sub>FSM</sub> (A <sub>PK</sub> )	V <sub>FM</sub> (V)	I <sub>R</sub> (uA)	T <sub>RR(ns)</sub>	
<i>0.5 AMP Fast Recovery High Voltage Rectifiers</i>				<i>OPERATING TEMPERATURE RANGE -55°C TO +150 °C</i>				
FFM05-10	FFM05-10	1000	0.5A	30	2	5	500(1)	SMA
FFM05-15	FFM05-15	1500	0.5A	30	2	5	500(1)	SMA
FFM05-16	FFM05-16	1600	0.5A	30	2	5	500(1)	SMA
FFM05-18	FFM05-18	1800	0.5A	30	2	5	500(1)	SMA
FFM05-20	FFM05-20	2000	0.5A	30	2	5	500(1)	SMA

NOTE:TRR CONDITIONS (1) IF=0.5A,IR=1A,IRR=0.25A (2) IF=1A,VR=30V (3) IF=IR=10mA IRR=1mA

## (LEADED) HIGH VOLTAGE RECTIFIERS

Part Number	Industry Part NO	Peak Inverse Voltage	MAX.AVG. FWD. Current	MAX. FWD Surge Current 1 Cycle 60HZ	MAX. FWD Voltage @TA25°C @Rated Current	MAX.Reverse Current @25°C @Rated PIV	Reverse Recovery Time	Package
		P <sub>IV</sub> (V)	I <sub>O</sub> (A)	I <sub>FSM</sub> (A <sub>PK</sub> )	V <sub>FM</sub> (V)	I <sub>R</sub> (uA)	T <sub>RR(ns)</sub>	
<i>0.2 AMP High Voltage Rectifiers</i>				<i>OPERATING TEMPERATURE RANGE -55°C TO +150 °C</i>				
GP02-25	R2500	2500	0.2A	25	3	5		DO-41
GP02-30	R3000	3000	0.2A	25	3	5		DO-41
GP02-35	R3500	3500	0.2A	25	5	5		DO-15
GP02-40	R4000	4000	0.2A	25	5	5		DO-15
GP02-50	R5000	5000	0.2A	20	7	5		DO-15
GP02-60	R6000	6000	0.2A	20	7	5		DO-15
<i>0.35 AMP High Voltage Micro Wave Oven Rectifiers</i>				<i>OPERATING TEMPERATURE RANGE -55°C TO +150 °C</i>				
HV03-08		8000	0.35A	30	10	5		HV03
HV03-09		9000	0.35A	30	10	5		HV03
HV03-10		10000	0.35A	30	10	5		HV03
HV03-12		12000	0.35A	30	12	5		HV03
HV03-14		14000	0.35A	30	15	5		HV03
HV03-15		15000	0.35A	30	15	5		HV03
HV03-16		16000	0.35A	30	15	5		HV03
<i>0.5 AMP High Voltage Rectifiers</i>				<i>OPERATING TEMPERATURE RANGE -55°C TO +150 °C</i>				
GP05-10	R1000	1000	0.5A	30	2	5		DO-41
GP05-15	R1500	1500	0.5A	30	2	5		DO-41
GP05-18	R1800	1800	0.5A	30	2	5		DO-41
GP05-20	R2000	2000	0.5A	30	2	5		DO-41
<i>0.75 AMP High Voltage Micro Wave Oven Rectifiers</i>				<i>OPERATING TEMPERATURE RANGE -55°C TO +150 °C</i>				
HV07-08	HVP8	8000	0.75A	50	10	5		HV07
HV07-09	HVP9	9000	0.75A	50	10	5		HV07
HV07-10	HVP10	10000	0.75A	50	10	5		HV07
HV07-12	HVP12	12000	0.75A	50	14	5		HV07
HV07-14	HVP14	14000	0.75A	50	14	5		HV07
HV07-15	HVP15	15000	0.75A	50	16	5		HV07
HV07-16	HVP16	16000	0.75A	50	16	5		HV07