


STANDARD

△HIGH VOLTAGE AND HIGH SPEED SWITCH

- High Speed Switching
- Suitable for Switching Regulator and Motor Control

△ABSOLUTE MAXIMUM RATINGS (TA=25°C)

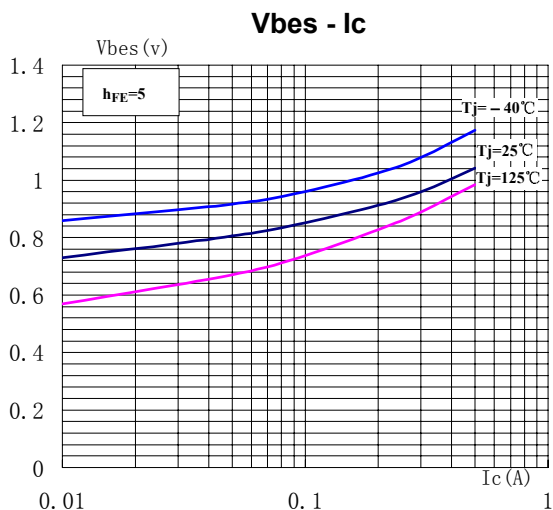
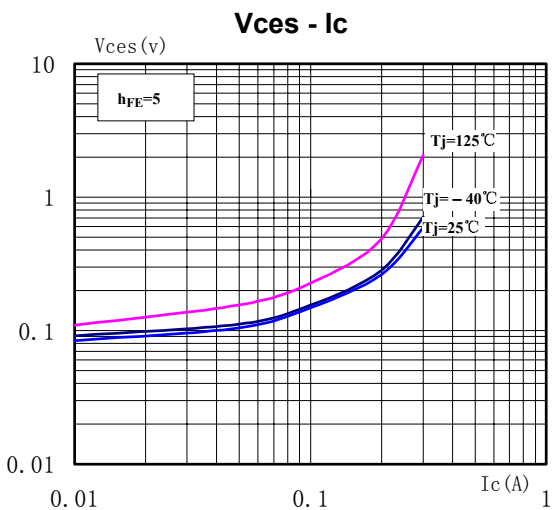
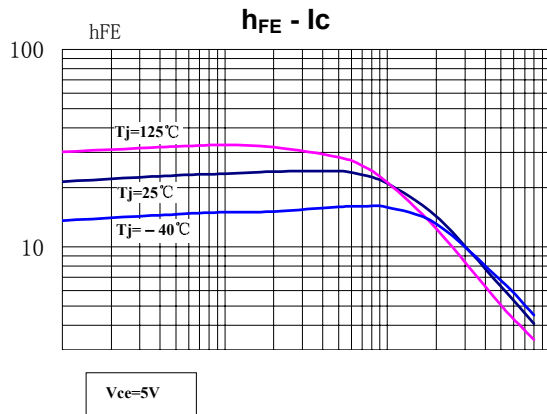
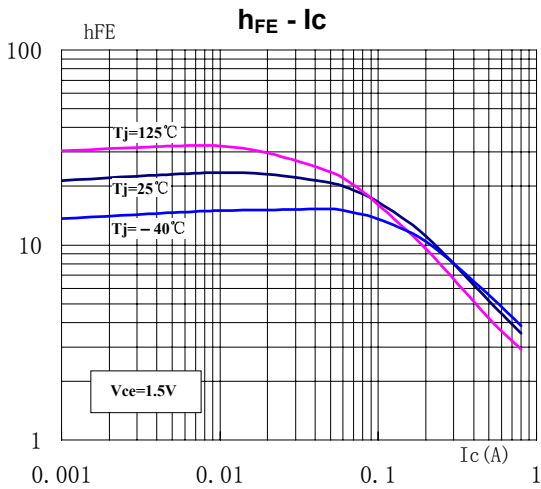
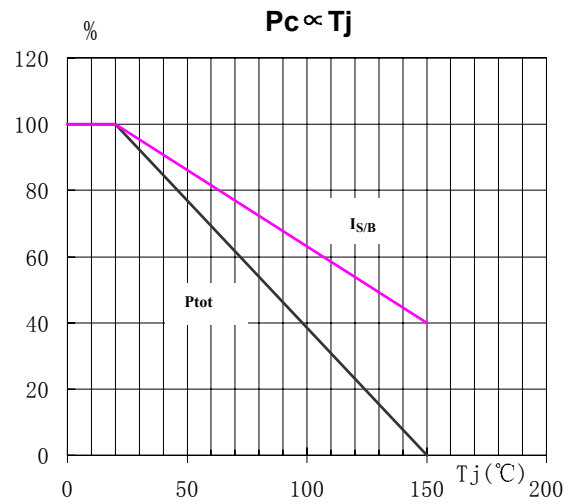
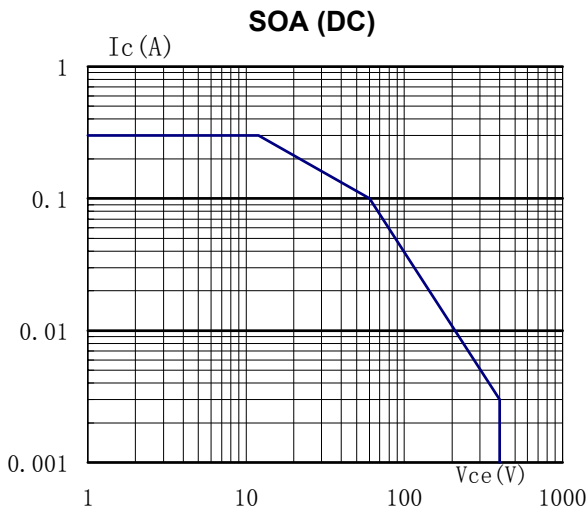
Characteristic	Symbol	Rating	Unit
Collector-Base Voltage	V _{CB0}	600	V
Collector-Emitter Voltage	V _{CE0}	400	V
Emitter-Base Voltage	V _{EB0}	7	V
Collector Current(DC)	I _c	250	MA
Collector Dissipation	P _c	900	MW
Junction Temperature	T _J	125	°C
Storage Temperature	T _{STG}	-55-125	°C



△ELECTRICAL CHARACTERISTICS (TA=25°C)

Characteristic	Symbol	Test Conditions	Min	Typ	Max	Unit
Collector Cut-off Current	I _{CB0}	V _{CB} =600V, I _E =0			100	uA
Collector Cut-off Current	I _{CE0}	V _{CE} =400V, I _B =0			200	uA
Emitter Cut-off Current	I _{EB0}	V _{EB} =7V, I _C =0			100	uA
Collector Emitter Breakdown Voltage	BV _{CE0}	I _C =1mA, I _B =0	400			V
Emitter Base Breakdown Voltage	BV _{EB0}	I _E =100uA, I _C =0	7			V
Collector Base Breakdown Voltage	BV _{CB0}	I _C =100uA, I _E =0	600			V
Collector-Emitter Saturation Voltage	V _{CE(sat)}	I _C =50mA, I _B =10mA			0.5	V
Base-Emitter Saturation Voltage	V _{BE(sat)}	I _C =50mA, I _B =10mA			1.2	V
DC Current Gain	HFE1	V _{CE} =10V, I _C =0.25mA	5			
	HFE2	V _{CE} =20V, I _C =20mA	10		40	
Transition Frequency	f _T	V _{CE} =20V, I _C =20mA, f=1MHz	8			MHz
Fall Time	t _f	I _C =50mA, I _{B1} = - I _{B2} =5mA,			0.3	us
Storage Time	t _s	V _{CC} =45V			1.5	us

PERFORMANCE CURVES



TO-92 MECHANICAL DATA

UNIT: mm

SYMBOL	min	nom	max
A	4.3		5.3
b	0.3		
c	0.3		
ϕ D	4.3		5.2
D			
d	1.0		1.7
E	3.2		4.2
e		2.54	
e1		1.27	
L	12.7		
L1			2.0

