



BC846AW-AU ~ BC850CW-AU

NPN GENERAL PURPOSE TRANSISTORS

VOLTAGE 30/45/65 Volts **POWER** 250 mWatts

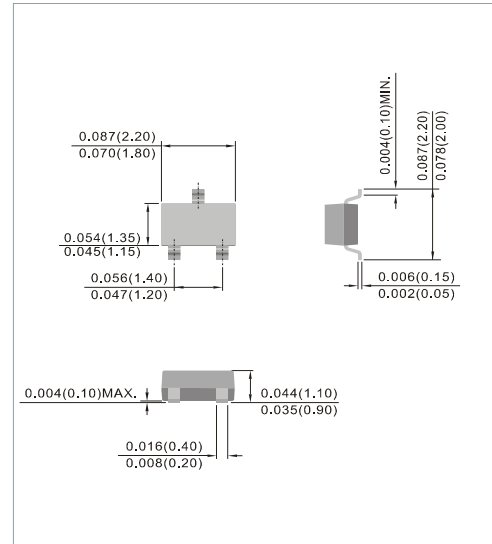
SOT-323 Unit : inch(mm)

FEATURES

- General purpose amplifier applications
- NPN epitaxial silicon, planar design
- Collector current IC = 100mA
- Acquire quality system certificate : TS16949
- AEC-Q101 qualified
- Lead free in comply with EU RoHS 2011/65/EU directives
- Green molding compound as per IEC61249 Std. .
(Halogen Free)

MECHANICAL DATA

- Case: SOT-323, Plastic
- Terminals: Solderable per MIL-STD-750, Method 2026
- Approx. Weight: 0.0001 ounce, 0.005 gram



Device Marking:				
BC846AW-AU=46A	BC847AW-AU=47A	BC848AW-AU=48A		
BC846BW-AU=46B	BC847BW-AU=47B	BC848BW-AU=48B	BC849BW-AU=49B	BC850BW-AU=50B
	BC847CW-AU=47C	BC848CW-AU=48C	BC849CW-AU=49C	BC850CW-AU=50C

ABSOLUTE RATINGS

Parameter	Symbol	Value	Units
Collector - Emitter Voltage	V _{CEO}	65	V
		45	
		30	
Collector - Base Voltage	V _{CBO}	80	V
		50	
		30	
Emitter - Base Voltage	V _{EBO}	6	V
		6	
		5	
Collector Current - Continuous	I _C	100	mA

THERMAL CHARACTERISTICS

Parameter	Symbol	Value	Units
Max Power Dissipation (Note 1)	P _{TOT}	250	mW
Thermal Resistance	R _{JA}	500	°C/W
	R _{JC}	100	
Junction Temperature	T _J	-55 to 150	°C
Storage Temperature	T _{STG}	-55 to 150	°C

Note 1: Transistor mounted on FR-5 board 1.0 x 0.75 x 0.062 in.



BC846AW-AU ~ BC850CW-AU

ELECTRICAL CHARACTERISTICS

Parameter	Symbol	Test Condition	MIN.	TYP.	MAX.	Units
Collector - Emitter Breakdown Voltage BC846AW-AU,BW-AU BC847AW-AU/BW-AU/CW-AU,BC850BW-AU/CW-AU BC848AW-AU/BW-AU/CW-AU,BC849BW-AU/CW-AU	$V_{(BR)CEO}$	IC=10mA, IB=0	65 45 30	-	-	V
Collector - Base Breakdown Voltage BC846AW-AU,BW-AU BC847AW-AU/BW-AU/CW-AU,BC850BW-AU/CW-AU BC848AW-AU/BW-AU/CW-AU,BC849BW-AU/CW-AU	$V_{(BR)CBO}$	IC=10 μ A, IE=0	80 50 30	-	-	V
Emitter - Base Breakdown Voltage BC846AW-AU,BW-AU BC847AW-AU/BW-AU/CW-AU,BC850BW-AU/CW-AU BC848AW-AU/BW-AU/CW-AU,BC849BW-AU/CW-AU	$V_{(BR)EBO}$	IE=10 μ A, IC=0	6 6 5	-	-	V
Emitter-Base Cutoff Current	I_{EBO}	VEB=5	-	-	100	nA
Collector-Base Cutoff Current	I_{CBO}	VCB=30V, IE=0 VCB=30V, IE=0, T _J =150°C	-	-	15 5	nA μ A
DC Current Gain BC846~BC848 Suffix "AW-AU" BC846~BC850 Suffix "BW-AU" BC847~BC850 Suffix "CW-AU"	h_{FE}	IC=10 μ A, VCE=5V	-	90 150 270	-	-
DC Current Gain BC846~BC848 Suffix "AW-AU" BC846~BC850 Suffix "BW-AU" BC847~BC850 Suffix "CW-AU"	h_{FE}	IC=2mA, VCE=5V	110 200 420	180 290 520	220 450 800	-
Collector - Emitter Saturation Voltage	$V_{CE(SAT)}$	IC=10mA, IB=0.5mA IC=100mA, IB=5.0mA	-	-	0.25 0.6	V
Base - Emitter Saturation Voltage	$V_{CE(SAT)}$	IC=10mA, IB=0.5mA IC=100mA, IB=5mA	-	0.7 0.9	-	V
Base - Emitter Voltage	$V_{CE(SAT)}$	IC=2mA, VCE=5V IC=10mA, VCE=5V	0.58 -	0.66 -	0.7 0.77	V
Collector - Base Capacitance	C_{CBO}	VCB=10V, IE=0, f=1MHz	-	-	4.5	pF

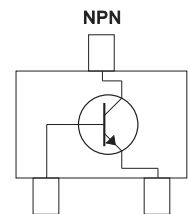
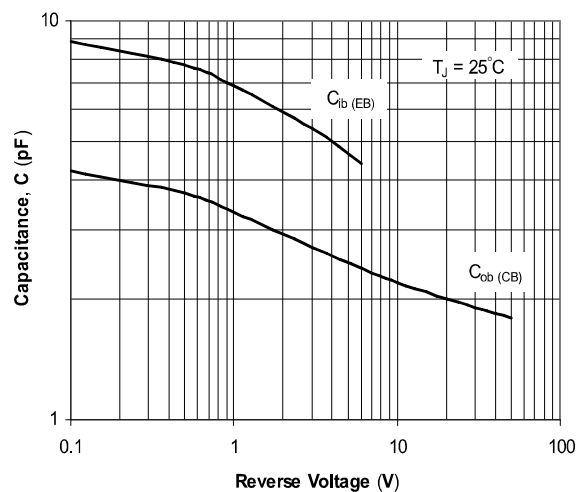
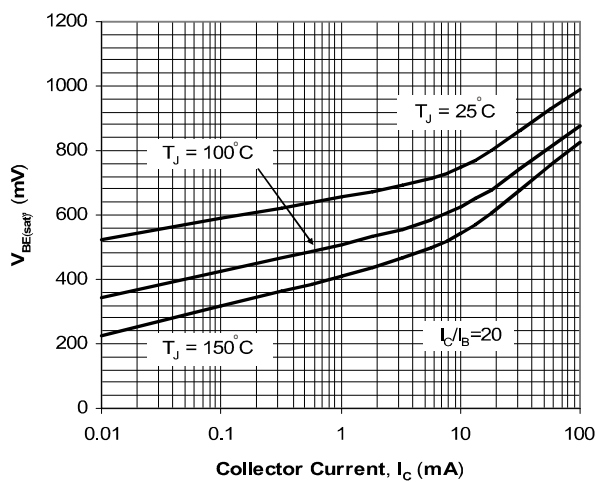
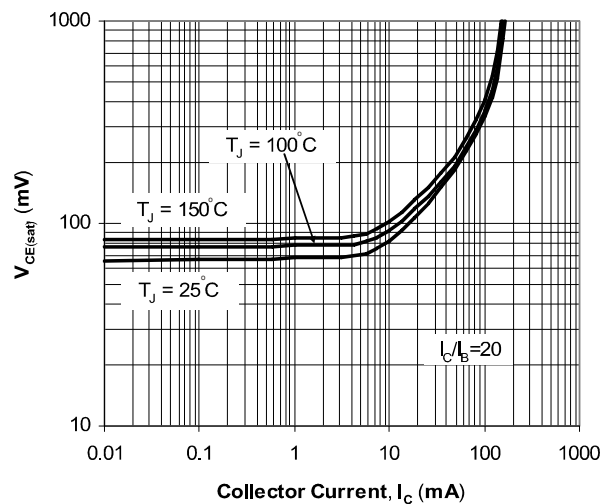
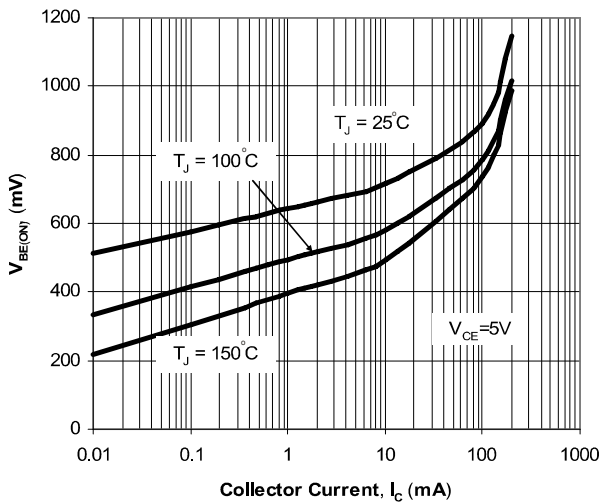
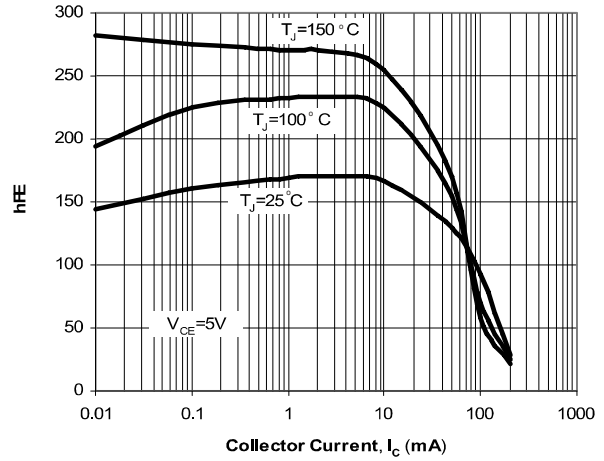
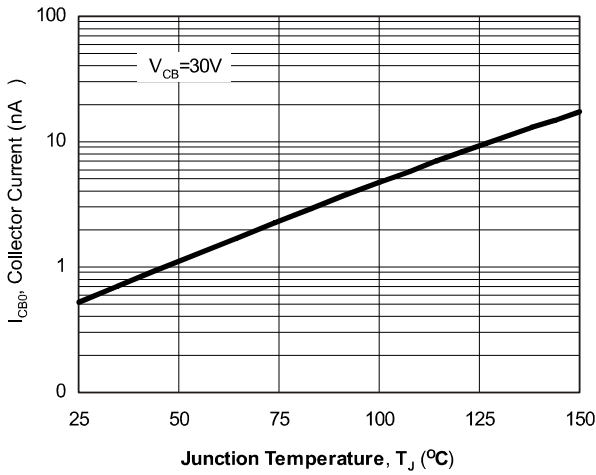


Fig.34



BC846AW-AU ~ BC850CW-AU

ELECTRICAL CHARACTERISTICS CURVE (BC846AW-AU, BAC847AW-AU, BC848AW-AU)





BC846AW-AU ~ BC850CW-AU

ELECTRICAL CHARACTERISTICS CURVE (BC846BW-AU, BAC847BW-AU, BC848BW-AU, BC849BW-AU) (BC850BW-AU)

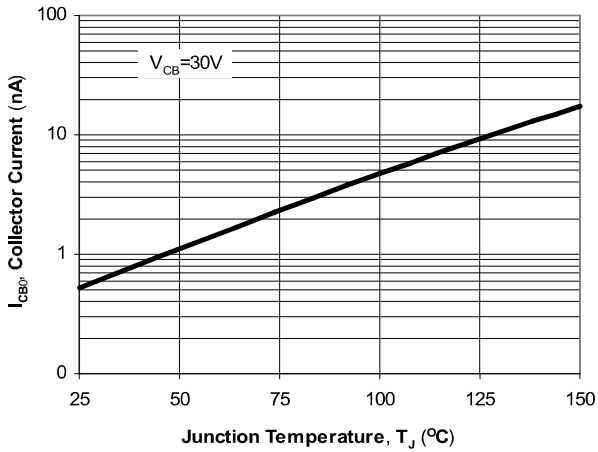


Fig.1 Typical I_{CBO} vs. Junction Temperature

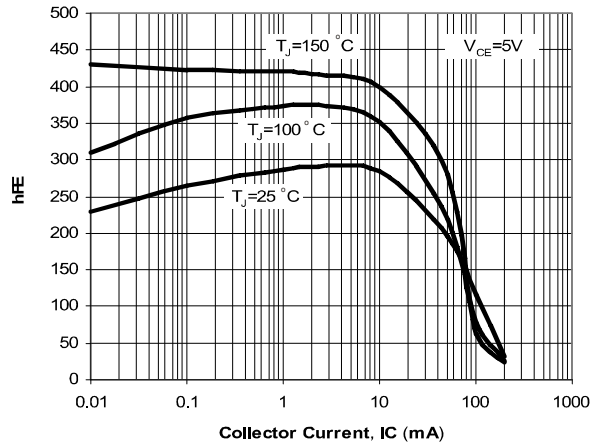


Fig.2 Typical h_{FE} vs. Collector Current

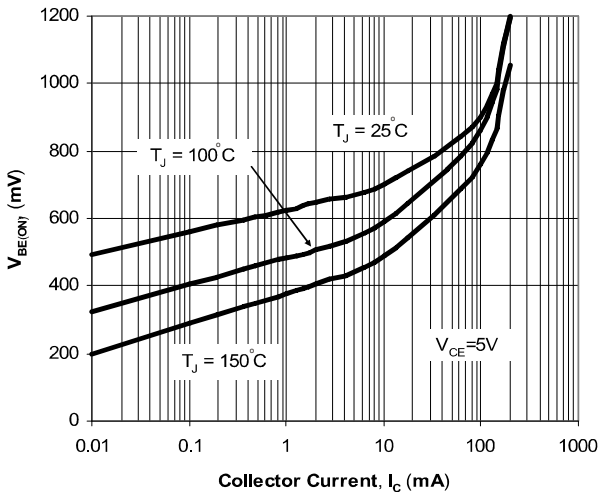


Fig.3 Typical $V_{BE(ON)}$ vs. Collector Current

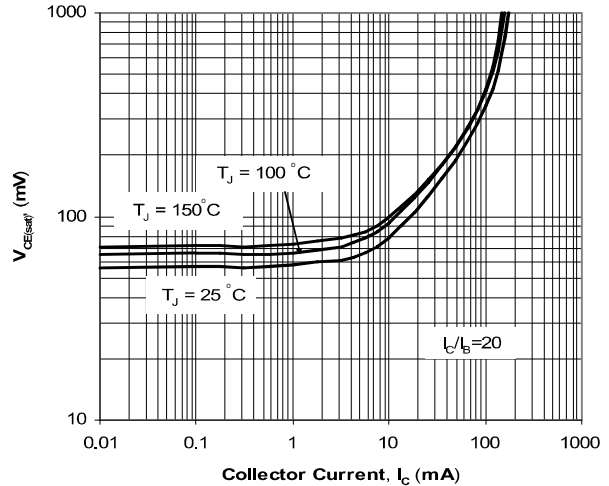


Fig.4 Typical $V_{CE(SAT)}$ vs. Collector Current

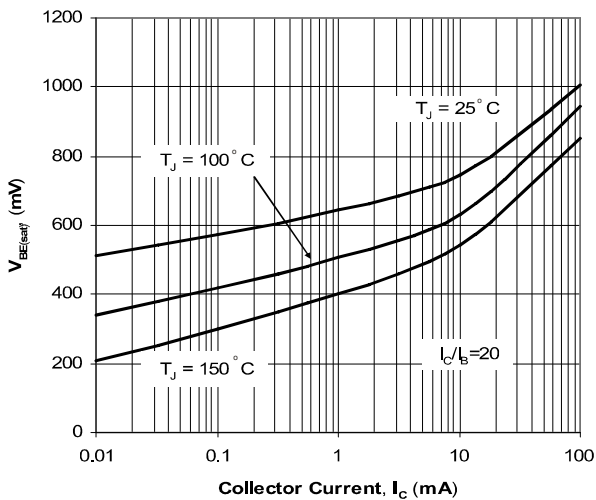


Fig.5 Typical $V_{BE(SAT)}$ vs. Collector Current

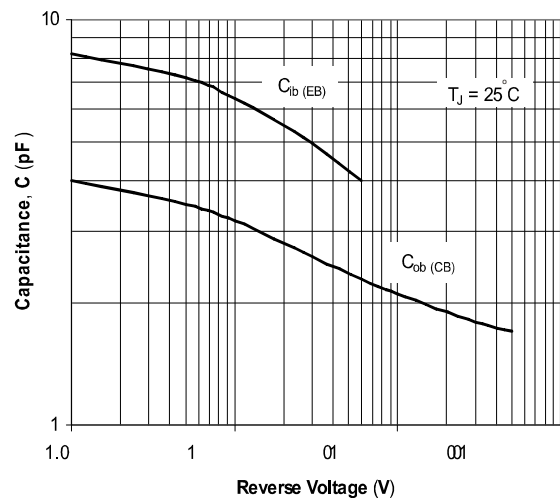


Fig.6 Typical Capacitances vs. Reverse Voltage



BC846AW-AU ~ BC850CW-AU

ELECTRICAL CHARACTERISTICS CURVE (BAC847CW-AU,BC848CW-AU,BC849CW-AU,BC850CW-AU)

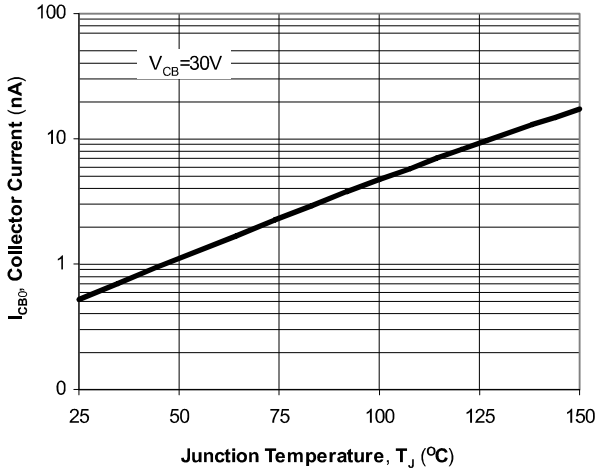


Fig.1 Typical I_{CBO} vs. Junction Temperature

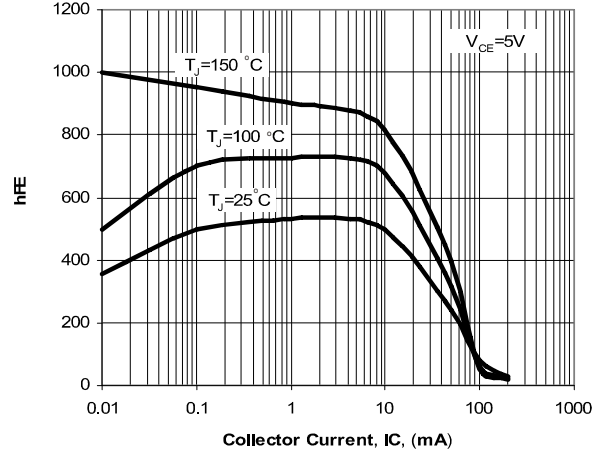


Fig.2 Typical h_{FE} vs. Collector Current

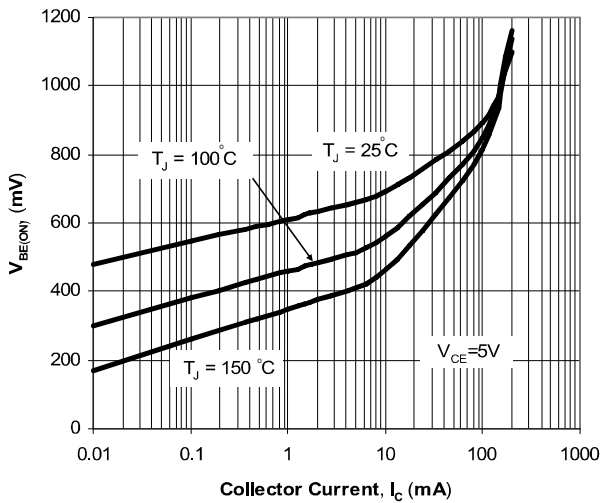


Fig.3 Typical $V_{BE(ON)}$ vs. Collector Current

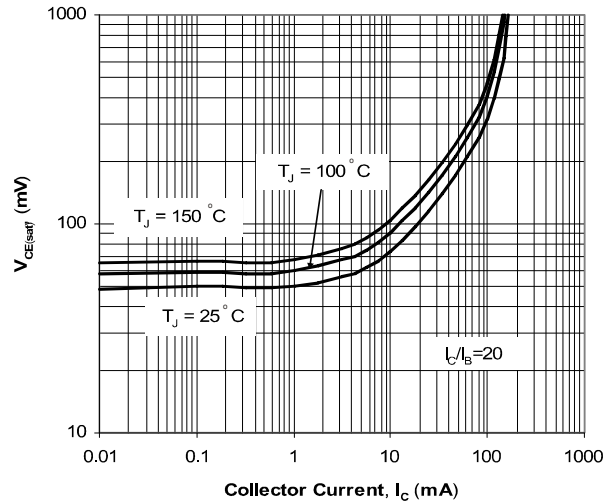


Fig.4 Typical $V_{CE(SAT)}$ vs. Collector Current

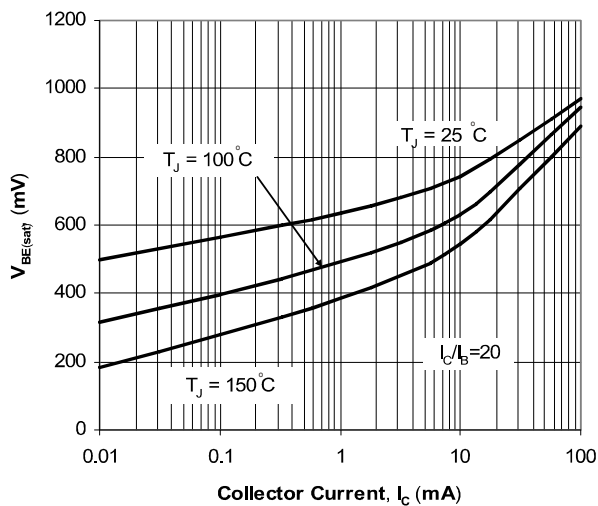


Fig.5 Typical $V_{BE(SAT)}$ vs. Collector Current

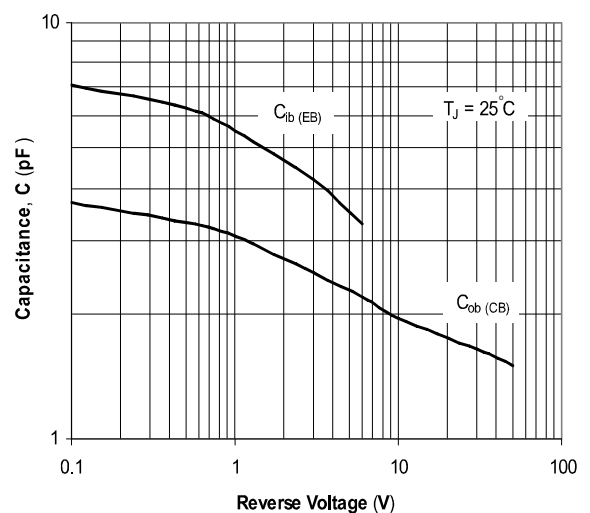


Fig.6 Typical Capacitances vs. Reverse Voltage

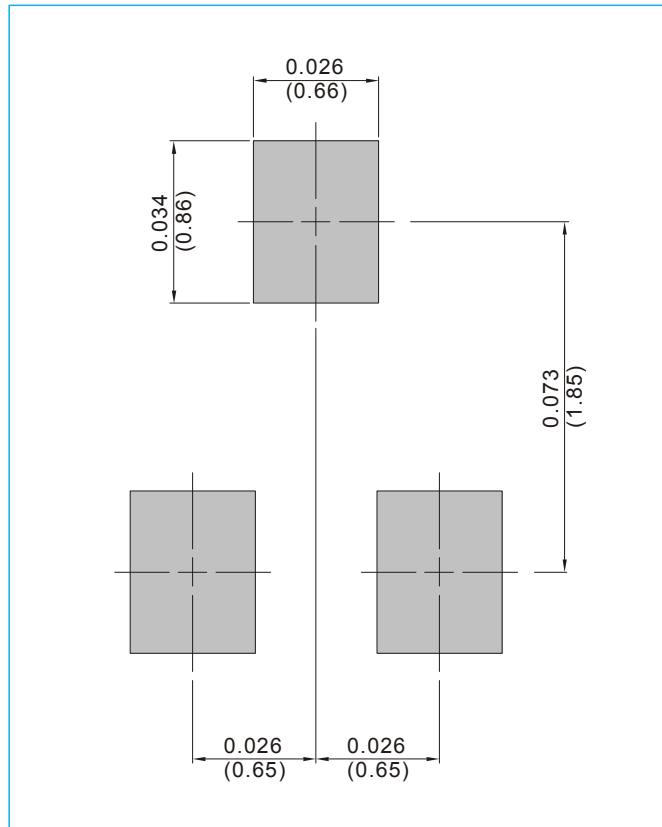


BC846AW-AU ~ BC850CW-AU

MOUNTING PAD LAYOUT

SOT-323

Unit : inch(mm)



ORDER INFORMATION

- Packing information
T/R - 12K per 13" plastic Reel
T/R - 3K per 7" plastic Reel



BC846AW-AU ~ BC850CW-AU

Part No_packing code_Version

BC846AW-AU_R1_000A1

BC846AW-AU_R2_000A1

For example :

RB500V-40_R2_00001



Packing Code XX				Version Code XXXXX		
Packing type	1 st Code	Packing size code	2 nd Code	HF or RoHS	1 st Code	2 nd ~5 th Code
Tape and Ammunition Box (T/B)	A	N/A	0	HF	0	serial number
Tape and Reel (T/R)	R	7"	1	RoHS	1	serial number
Bulk Packing (B/P)	B	13"	2			
Tube Packing (T/P)	T	26mm	X			
Tape and Reel (Right Oriented) (TRR)	S	52mm	Y			
Tape and Reel (Left Oriented) (TRL)	L	PANASERT T/B CATHODE UP (PBCU)	U			
FORMING	F	PANASERT T/B CATHODE DOWN (PBCD)	D			



BC846AW-AU ~ BC850CW-AU

Disclaimer

- Reproducing and modifying information of the document is prohibited without permission from Panjit International Inc..
- Panjit International Inc. reserves the rights to make changes of the content herein the document anytime without notification. Please refer to our website for the latest document.
- Panjit International Inc. disclaims any and all liability arising out of the application or use of any product including damages incidentally and consequentially occurred.
- Panjit International Inc. does not assume any and all implied warranties, including warranties of fitness for particular purpose, non-infringement and merchantability.
- Applications shown on the herein document are examples of standard use and operation. Customers are responsible in comprehending the suitable use in particular applications. Panjit International Inc. makes no representation or warranty that such applications will be suitable for the specified use without further testing or modification.
- The products shown herein are not designed and authorized for equipments requiring high level of reliability or relating to human life and for any applications concerning life-saving or life-sustaining, such as medical instruments, transportation equipment, aerospace machinery et cetera. Customers using or selling these products for use in such applications do so at their own risk and agree to fully indemnify Panjit International Inc. for any damages resulting from such improper use or sale.
- Since Panjit uses lot number as the tracking base, please provide the lot number for tracking when complaining.