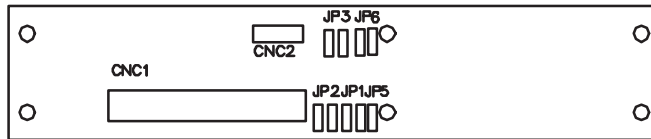
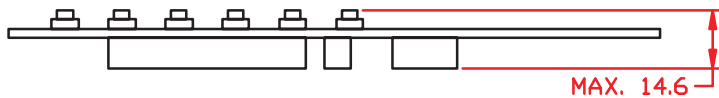



Digital Switch Mount
P/N: 416100520-3



↑ To OSD Switch Mount CNC1



↓ To LCD Interface Controller

OSD cable
P/N 420680260-3 (12 way) 150mm

- Kit 60110-3 includes :
- 1) Digital OSD switch mount P/N 416100520-3
 - 2) OSD cable, 150mm P/N 420680260-3

NOTE:

- All dimensions are in mm
- Digital Switch Mount P/N 416100520-3 can operate under 12VDC/24VDC power input environment

CNC1 Pin Assignment
Connector : JST B12B-XH-A

pin #	description
12	no connection
11	OSD Select UP
10	OSD Select Down
9	OSD Plus/Right
8	OSD Minus/Left
7	OSD Menu
6	Ground
5	Backlight Brightness VR pin B
4	Backlight Brightness VR pin WIP
3	Backlight Brightness
2	Power Switch B
1	Power Switch A

CNC2 Pin assignment
Connector : Hirose DF13-9F

pin #	description
9	Ground
8	Adjust Down/Decrease/Left
7	Adjust Up/Increase/Right
6	Select Down
5	Select Up
4	Ground
3	No connection
2	No connection
1	Power On/Off

Jumper setting :

JP1: SWAP DEC/INC SWITCH
1-2,3-4 closed : NORMAL
1-3,2-4 closed : SWAPPED

JP2 : SWAP SEL UP/DN SWITCH
1-2,3-4 closed : NORMAL
1-3,2-4 closed : SWAPPED

JP3 : SWAP BRIGHTNESS INC/DEC SWITCH
1-2,3-4 closed : NORMAL
1-3,2-4 closed : SWAPPED

JP5 : 1-2 closed : Disable On/Off power button control
Open : Enable On/Off power button control(Default)

JP6 : 1-2 closed : Default power on (JP5 set open)
3-4 closed: Defalt power off (JP5 set open)

Mouser Electronics

Authorized Distributor

Click to View Pricing, Inventory, Delivery & Lifecycle Information:

[Digital View:](#)

[416100520-3](#)