

Part/Keyword Search



Detailed Drawing



Printer Friendly Datasheet

PN6510 / SPN6510*

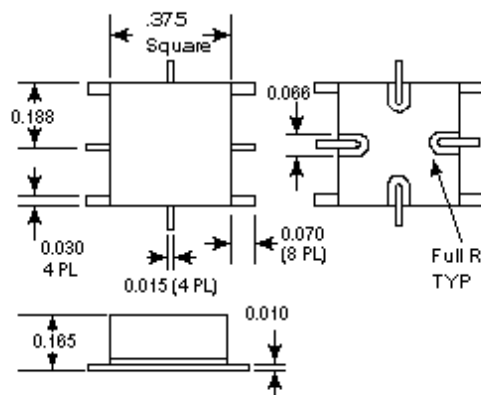
* Part number for additional environmental screening.

Performance Data

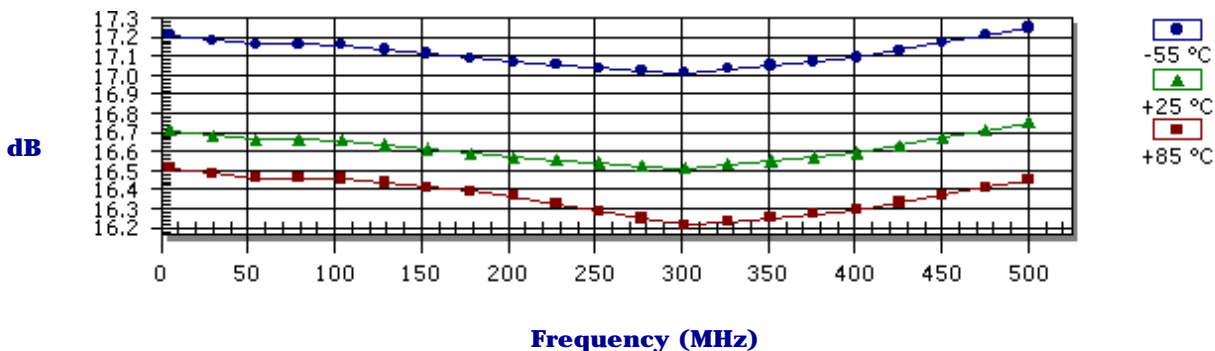
Frequency	5.0 - 500.0 MHz
Gain	16.5 dB Typical 15.5 dB Min
Noise Figure	2.5 dB Typical 3.5 dB Max
P _{1dB}	3.0 dBm Typical 1.0 dBm Min
3 rd Order Intercept	15.0 dBm Typical
2 nd Order Intercept	17.0 dBm Typical
VSWR	1.5/2.0 Input Typ/Max 1.5/2.0 Output Typ/Max
Reverse Isolation	-20.0 dB Typical -18.0 dB Min
Power Supply	15.0 Volts 10.0 mA
Operating Temperature	-55.0 - 85.0 °C

Package Drawing

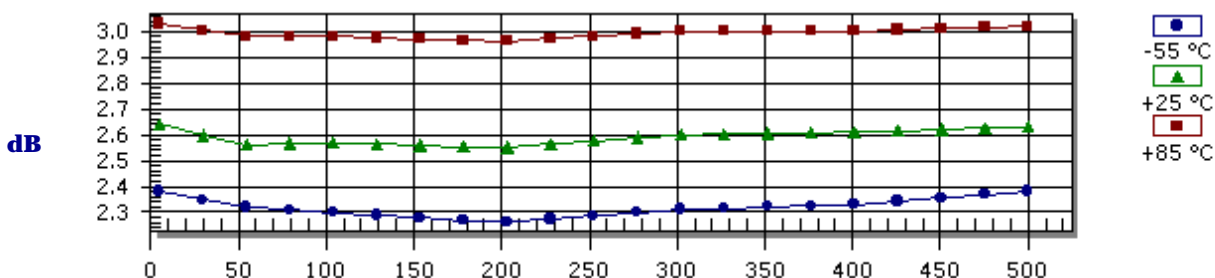
SM-11 (Surface Mount)



Gain



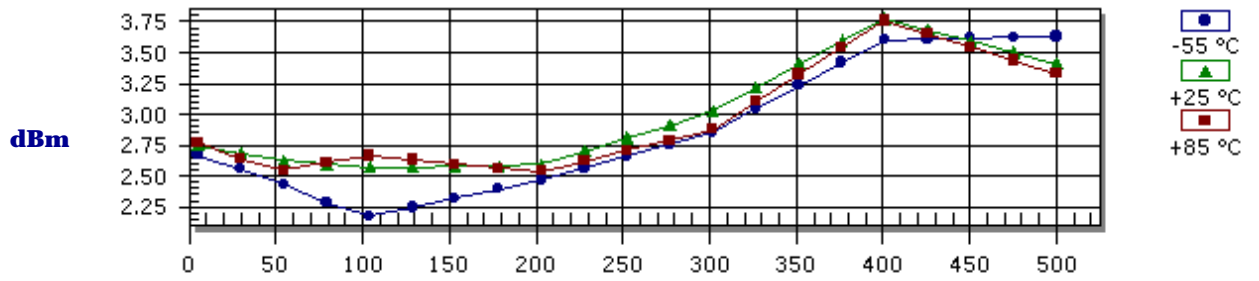
Noise Figure



- Products
- Amplifiers
- VCOs
- Limiting Amplifiers
- Switches
- Linearizers
- Limiters
- Analog Attenuators
- Digital Attenuators
- Detectors

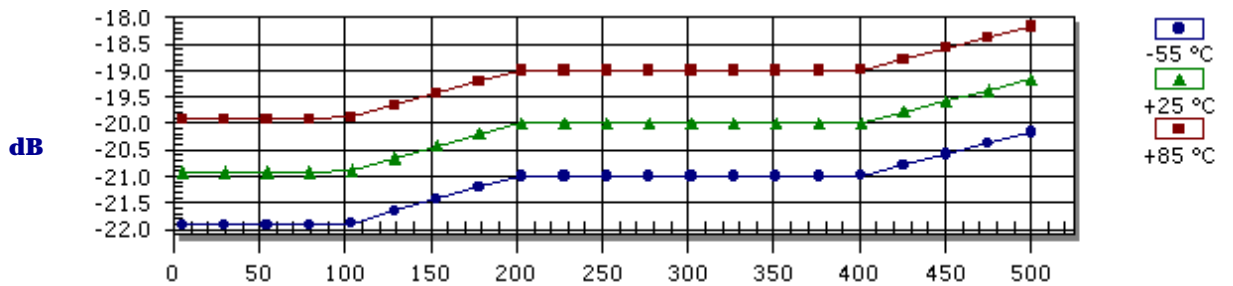
Frequency (MHz)

P_{1dB} Compression Point



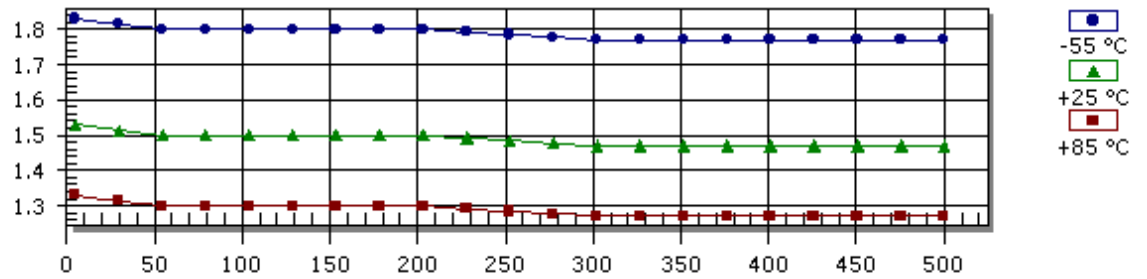
Frequency (MHz)

Reverse Isolation



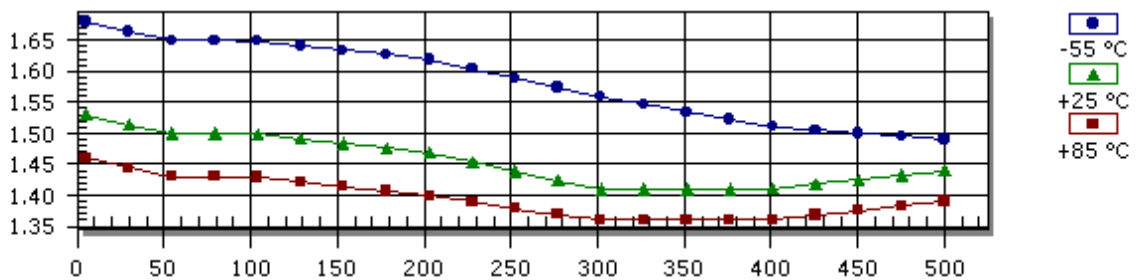
Frequency (MHz)

Input VSWR



Frequency (MHz)

Output VSWR



Frequency (MHz)

S-Parameters

Frequency	S11 Mag	S11 Ang	S21 Mag	S21 Ang	S12 Mag	S12 Ang	S22 Mag	S22 Ang
5.0	0.210	-175.00	6.850	-177.00	0.090	5.00	0.210	-173.00
50.0	0.200	172.00	6.810	171.00	0.090	1.00	0.200	171.00
100.0	0.200	163.00	6.810	161.00	0.090	0.00	0.200	162.00
200.0	0.200	146.00	6.740	141.00	0.100	-1.00	0.190	145.00
300.0	0.190	131.00	6.690	123.00	0.100	-2.00	0.170	132.00
400.0	0.190	116.00	6.750	104.00	0.100	-5.00	0.170	124.00
500.0	0.190	109.00	6.880	84.00	0.110	-7.00	0.180	119.00

Absolute Maximum Conditions

Maximum Operating Temperature	-55.0 - 100.0 °C	Maximum Storage Temperature	-62.0 - 125.0 °C
Maximum Case Temperature	125.0 °C	Maximum Supply Voltage	18.0 Volts
Continuous RF Input Power	13.0 dBm	Short Term RF Input Power (1 minute max)	50.0 mW
Maximum Peak Power (3 µsec max)	0.5 W		

Amplifonix | 2707 Black Lake Place | Philadelphia, PA 19154
Tel: 215.464.4000 | FAX: 215.464.4001 | Email: info@amplifonix.com

i2 Technologies US, Inc.

HTML Pages converted to PDF Document

This document contain component information from the manufacturer's website which are not available in a revision controlled document from the manufacturer. To facilitate the addition of these parts into the Electronics Database, we are converting the HTML pages related to that part, from the manufacturer's website into Adobe PDF format. The contents of this document is based on the information provided on the manufacturer's website, therefore the information may have been changed by the manufacturer since this was created.

