
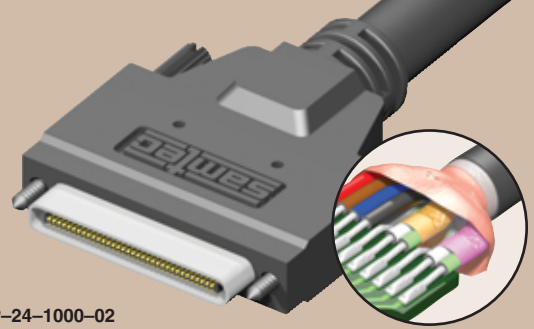




VRDPC-36-01-M-RA



VPSTP-24-1000-02



DATA RATE I/O SYSTEM VPLSP, VPSTP, VRDPC SERIES

Mates with:
VRDPC

SPECIFICATIONS



For complete specifications see
www.samtec.com?VPLSP or
www.samtec.com?VPSTP

Operating Temp Range:
-20°C to +80°C

Signal Routing:
100Ω Differential

Pinout Map:
See web address above

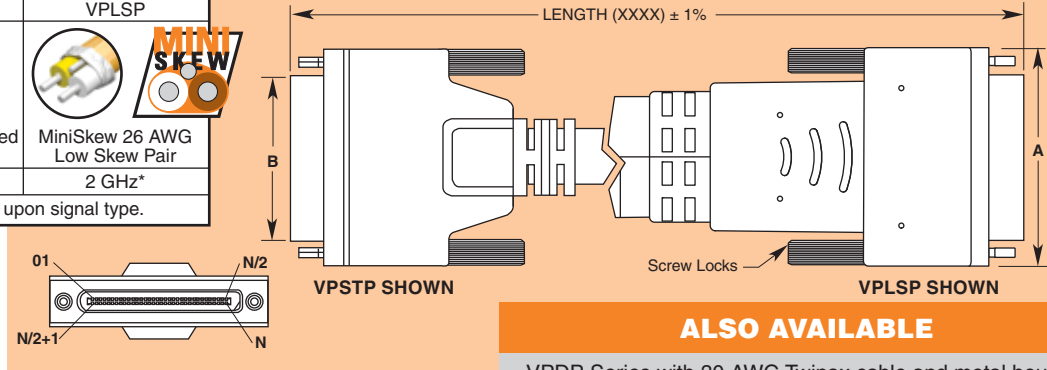
RoHS Compliant:
Yes

Name Series	V-Port™ VPSTP	V-Port™ Plus VPLSP
Cable Type	 30 AWG Shielded Twisted Pair	 MiniSkew 26 AWG Low Skew Pair
Performance	1 GHz*	2 GHz*

*Estimated. May vary depending upon signal type.

TYPE	NO. OF SIGNAL PAIRS	LENGTH	WIRE OPTION
VPLSP = High Density Low Skew Pair Cable	-08, -12, -16, -24	- "XXXX" = Length in millimeters -1000, -2000, -3000, -5000	-01 = Pin 1 to Pin 1 -02 = Pin 1 to Pin N/2+1

NO. OF PAIRS	A (VPSTP)	A (VPLSP)	B (VPSTP/VPLSP)	NO. OF POS.
-08 & -12	(30,50) 1.201	(30,20) 1.189	(19,80) .780	36
-16	(36,00) 1.417	(35,80) 1.409	(25,40) 1.000	50
-24	(43,20) 1.701	(43,20) 1.701	(32,60) 1.283	68



Note: This Series is non-standard, non-returnable.

ALSO AVAILABLE
VPDP Series with 30 AWG Twinax cable and metal housing.
Custom cable lengths/higher performance equalization.
Call Samtec.

Mates with:
VPSTP, VPLSP

SPECIFICATIONS

For complete specifications see
www.samtec.com?VRDPC

Insulator Material:
Liquid Crystal Polymer

Contact Material:
Phosphor Bronze

Shell Material: Zinc Alloy

Hood Material: Zinc Alloy or PVC

Contact Plating: Sn or Au over 50µm (1,27µm) Ni

Shell & Hood Plating: Ni

Operating Temp Range: -55°C to +105°C

Current Rating: 1 A

Contact Resistance: < 15 mΩ

Insulation Resistance: > 500 MΩ @ 500V

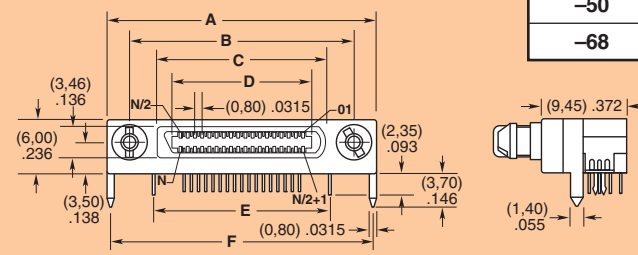
Dielectric Voltage: 500V @ 60 sec

RoHS Compliant: Yes

Note: Some lengths, styles and options are non-standard, non-returnable.

VRDPC	NO. OF POSITIONS	01	PLATING	TERMINATION
	-36 = 36 Positions / Mates with VPSTP/VPLSP 8 and 12 Pairs		-M = 15µm (0,38µm) Gold on contacts, Matte Tin on tails	-RA = Right Angle
	-50 = 50 Positions / Mates with VPSTP/VPLSP 16 Pairs			
	-68 = 68 Positions / Mates with VPSTP/VPLSP 24 Pairs			

NO. OF POSITIONS	A	B	C	D	E	F
-36	(29,90) 1.177	(24,90) .980	(18,85) .742	(15,50) .610	(19,55) .770	(29,10) 1.146
-50	(35,50) 1.400	(30,50) 1.200	(24,45) .963	(21,10) .831	(25,15) .990	(34,70) 1.366
-68	(42,70) 1.681	(37,70) 1.484	(31,65) 1.246	(28,30) 1.114	(32,35) 1.274	(41,90) 1.650



Due to technical progress, all designs, specifications and components are subject to change without notice.

WWW.SAMTEC.COM