

FEATURES

- **Very Tight Initial Voltage Tolerance**
 - 1004-1.2..... $\pm 5\text{mV}$
 - 1004-2.5..... $\pm 10\text{mV}$
- **Very Low Operating Current**
 - 1004-1.2..... $10\mu\text{A}$
 - 1004-2.5..... $20\mu\text{A}$
- **Wide Operating Current Range** $10\mu\text{A}$ to 20mA
- **Very Low Dynamic Impedance**..... 0.6 Max.

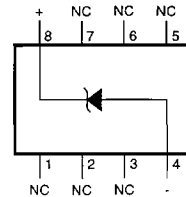
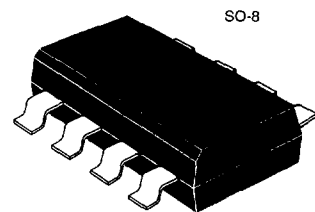
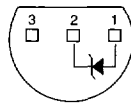
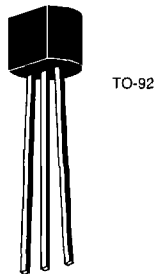
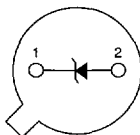
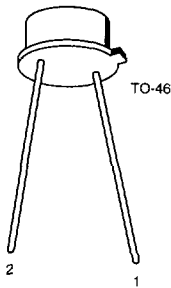
PRODUCT DESCRIPTION

The CA 1004 is a two-terminal, temperature compensated, micropower band-gap voltage reference, which provides a fixed voltage for a wide range of input currents ($10\mu\text{A}$ to 20mA). The high stability of the device is primarily the result of the low temperature coefficient Thin Film Resistor process and the tight output voltage tolerance is obtained by resistor Laser trimming at the wafer level. This gives the benefit of eliminating the need of external voltage adjustment.

ORDERING INFORMATION

Part	Package	Max Tempco (ppm/ $^{\circ}\text{C}$)	Temp Range
CA-1004T1 (1.2)	TO-46	100	-55°C to $+125^{\circ}\text{C}$
CA-1004N1 (1.2)	TO-92	100	0°C to $+70^{\circ}\text{C}$
CA-1004BY1 (1.2)	SOIC	100	-40°C to $+85^{\circ}\text{C}$
CA-1004T2 (2.5)	TO-46	100	-55°C to $+125^{\circ}\text{C}$
CA-1004N2 (2.5)	TO-92	100	0°C to $+70^{\circ}\text{C}$
CA-1004BY2 (2.5)	SOIC	100	-40°C to $+85^{\circ}\text{C}$

PIN CONFIGURATIONS



ABSOLUTE MAXIMUM RATINGS

Forward Current	10mA	Storage Temperature Range	
Reverse Current	30mA	TO-46	-65°C to +200°C
Operating Temperature Range		TO-92	-65°C to +150°C
TO-46	-55°C to +125°C	SOIC	-65°C to +150°C
TO-92	0°C to +70°C	Lead Temperature (10 sec.)	+300°C
SOIC	40°C to +85°C		

SPECIFICATIONS: At $I_{in} = 100\mu A$ and $T_A = +25^\circ C$ unless otherwise specified.

PARAMETERS	CA-1004			UNITS	CONDITIONS
	MIN	TYP	MAX		
Output Voltage	1.235 2.480	1.25 2.500	1.265 2.520	V	1004-1, 2 1004-2, 5
Min Operating Current			10 20	μA	1004-1, 2 1004-2, 5
Output Voltage Change With Current			2.0 20	mV	$10\mu A \leq I_{in} \leq 1mA$ $1mA \leq I_{in} \leq 20mA$
Temperature Coefficient			100	ppm/ $^\circ C$	
Dynamic Impedence			1.0	Ω	
Wide Band Noise		60		μV	10Hz f 10KHz
Long Term Stability		20		ppm/KHr	$T_A = 25^\circ C \pm 1^\circ C$