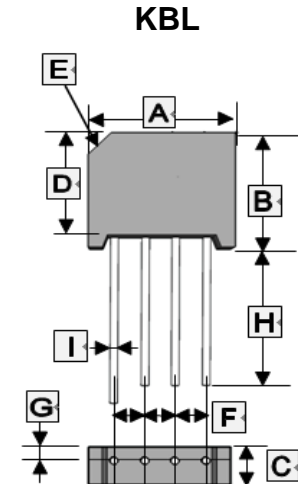


RoHS Compliant Product
A suffix of "-C" specifies halogen & lead-free

FEATURES

- Surge overload rating – 150 Amperes peak
- Ideal for printed circuit board
- Plastic material has underwriters laboratory flammability classification 94V-0
- Mounting position: Any



REF.	Millimeter		REF.	Millimeter	
	Min.	Max.		Min.	Max.
A	18.5	19.5	F	4.6	5.6
B	15.2	16.3	G	1.8	2.2
C	6.0	6.5	H	19.0	-
D	13.9	14.9	I	1.2 TYP.	-
E	(4.0) x 45°				

MAXIMUM RATINGS AND ELECTRICAL CHARACTERISTICS

(Rating 25°C ambient temperature unless otherwise specified. Single phase, half wave, 60Hz, resistive or inductive load.
For capacitive load, de-rate current by 20%.)

Parameter	Symbol	Part Number							Unit
		KBL 6005G	KBL 601G	KBL 602G	KBL 604G	KBL 606G	KBL 608G	KBL 610G	
Maximum Recurrent Peak Reverse Voltage	V_{RRM}	50	100	200	400	600	800	1000	V
Maximum RMS Bridge Input Voltage	V_{RMS}	35	70	140	280	420	560	700	V
Maximum DC Blocking Voltage	V_{DC}	50	100	200	400	600	800	1000	V
Maximum Average Forward Rectified Output Current at $T_A=50^\circ\text{C}$ ¹	$I_{(AV)}$	6							A
Peak Forward Surge Current, 8.3ms Single Half Sine-Wave Superimposed on Rated Load	I_{FSM}	150							A
Maximum Forward Voltage Drop Per Bridge Element @ 3.0A Peak	V_F	1.1							V
Maximum Reverse Current at Rated DC Blocking Voltage	$T_A=25^\circ\text{C}$	10							μA
	$T_A=150^\circ\text{C}$	1							mA
Operating & Storage Temperature Range	T_J, T_{STG}	-55~150							°C

Notes:

1. Mounting conditions, 0.5" lead length maximum

RATINGS AND CHARACTERISTIC CURVES

FIG.1-MAXIMUM FORWARD SURNGE CURRENT

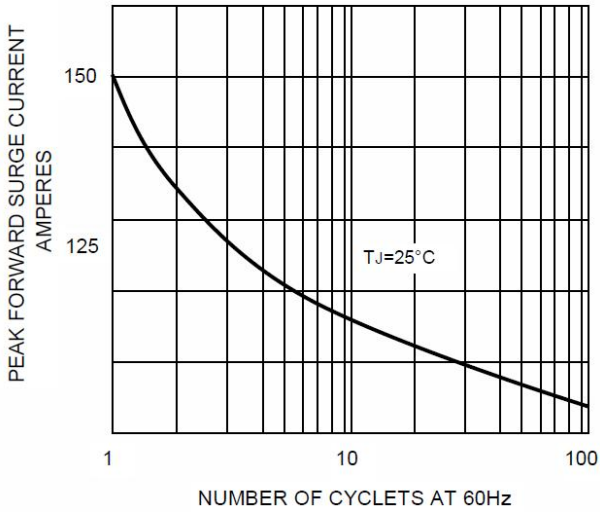


FIG.1-DERATING CURVE
OUTPUT RECTIFIED CURRENT

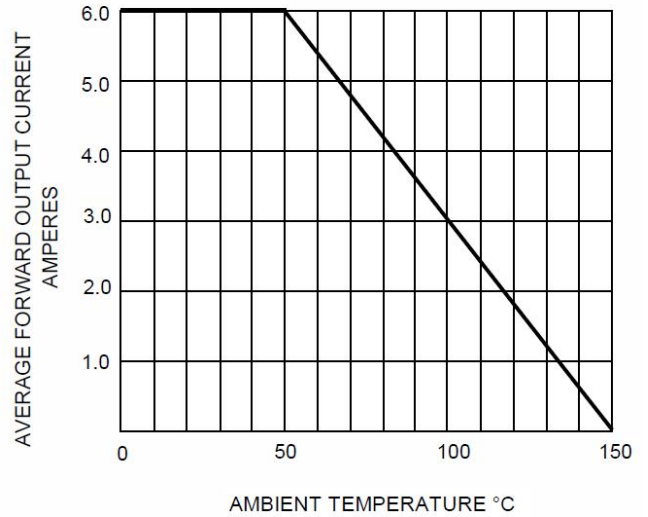


FIG.3-TYPICAL FORWARD CHARACTERISTICS

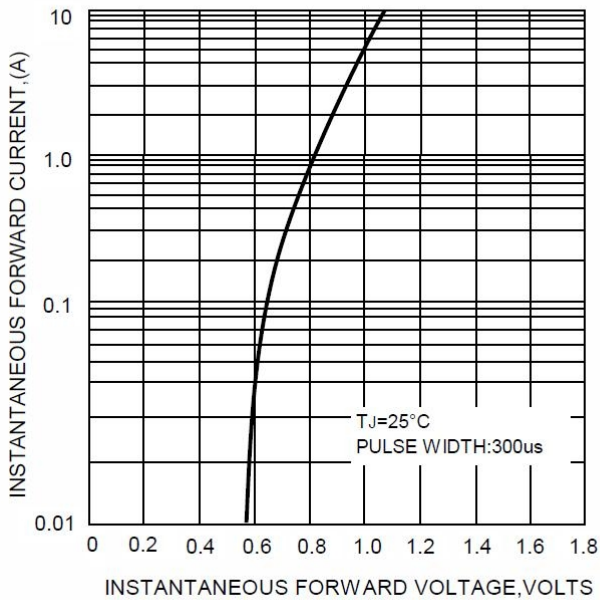


FIG.4- TYPICAL REVERSE CHARACTERISTICS

