
HVU200A

Variable Capacitance Diode for Electronic Tuning

HITACHI

ADE-208-067D(Z)
Rev 4

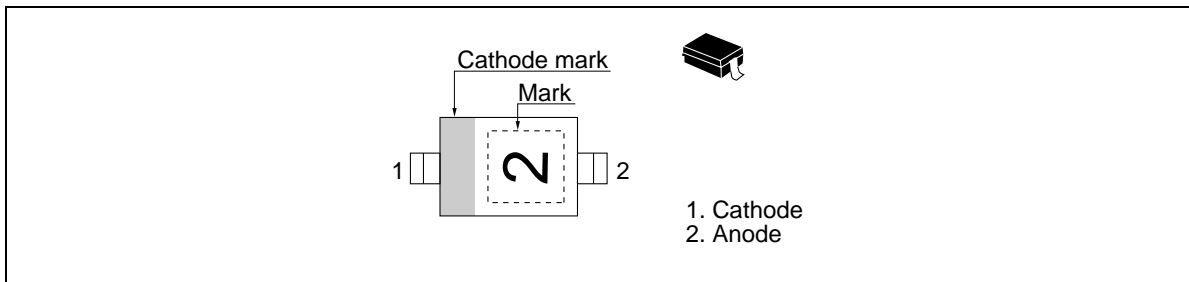
Features

- High capacitance ratio($n = 10\text{min}$) and suitable for wide band tuner.
- Ultra small Resin Package (URP) is suitable for surface mount design.
- Low series resistance and good C-V linearity.

Ordering Information

Type No.	Laser Mark	Package Code
HVU200A	2	URP

Outline



HVU200A

Absolute Maximum Ratings (Ta = 25°C)

Item	Symbol	Value	Unit
Reverse voltage	V _R	32	V
Junction temperature	T _j	125	°C
Storage temperature	T _{stg}	-55 to +125	°C

Electrical Characteristics (Ta = 25°C)

Item	Symbol	Min	Typ	Max	Unit	Test Condition
Reverse current	I _{R1}	—	—	10	nA	V _R = 30V
	I _{R2}	—	—	100		V _R = 30V, Ta = 60 °C
Capacitance	C ₂	27.7	—	31.8	pF	V _R = 2V, f = 1 MHz
	C ₂₅	2.67	—	3.03		V _R = 25V, f = 1 MHz
Capacitance ratio	n	10.0	—	—	—	C ₂ /C ₂₅
Series resistance	r _s	—	—	0.70	Ω	V _R = 5V, f = 470 MHz
Matching error	ΔC/C ¹	—	—	2.0	%	V _R = 2 to 25V, f = 1 MHz

Note: 1. C.C system (Continuous Connected taping system) enable to make any 10 pcs of ΔC/C continuous in a reel , expect extention to another group.
Calculate Matching Error,

$$\Delta C/C = \frac{(C_{\max} - C_{\min})}{C_{\min}} \times 100 (\%)$$

Main Characteristic

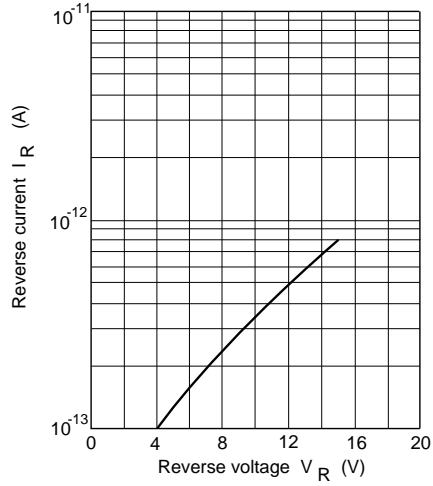


Fig.1 Reverse current Vs. Reverse voltage

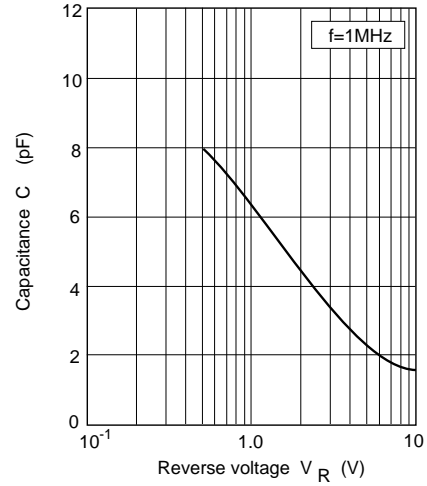


Fig.2 Capacitance Vs. Reverse voltage

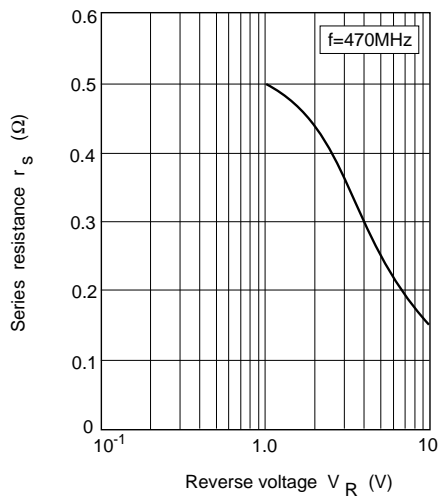


Fig.3 Series resistance Vs. Reverse voltage

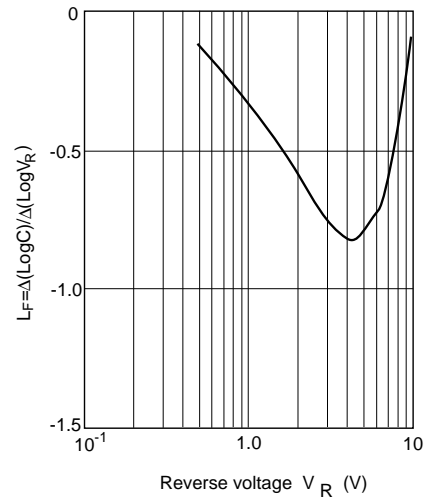


Fig.4 Linearity factor Vs. Reverse voltage

HVU200A

Package Dimensions

Unit : mm

