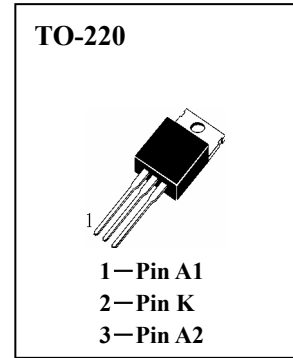


20A HIGH VOLTAGE SCHOTTKY BARREIER RECTIFIER

Features

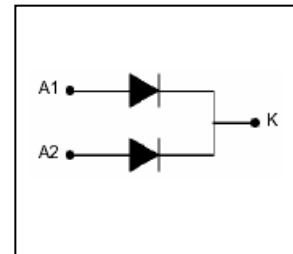
- Schottky Barrier Chip
Guard Ring Die Construction for Transient Protection
Low Power Loss,High Efficiency
High Surge Capability
High Current Capability and Low Forward Voltage Drop
For Use in Low Voltage,High Frequency Inverters,Free Wheelings ,and Polarity Protection Applications

Package



Maximum Ratings

- Tstg - Storage Temperature -65~150°C
Tj - Operating Temperature -65~150°C
VRRM - Peak Repetitive Reverse Voltage 100V
VRWM - Working Peak Reverse Voltage 100V
VR - DC Blocking Voltage 100V
VR(RMS) - RMS Reverse Voltage 70V
IF(AV) - Average Recified Output Current@Tc=125°C Double Dies 20A
(Note 1) Single Die 10A
IFSM - Non-Repetitive Peak Forward Surge Current (Single Die, 60Hz) 150A



Electrical Chatacteristic@Ta=25°C unless otherwise specified


Single phase,half wave,60Hz,resistive or inductive load.

For capacitive load,derate current by 20%.

Table with 6 columns: Characteristic, Symbol, Min, Max, Unit, Condition. Rows include Forward Voltage Drop, Peak Reverse Current at Rated DC Blocking Voltage, Typical Junction Capacitance, Typical Thermal Resistance Junction to Case, and Voltage Rate Of Change.

Notes:1、 Thermal resistance junction to case mounted on heatsink.

2、 Measured at 1.0 MHz and Applied Reverse Voltage of 4.0V DC.



PERFORMANCE CURVES

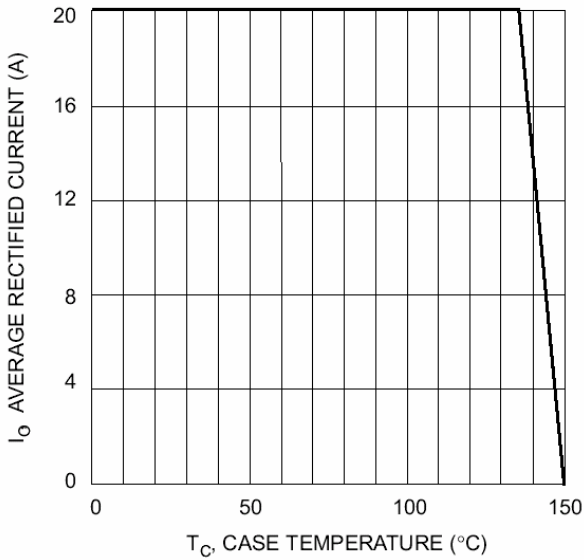


Fig. 1 Fwd Current Derating Curve

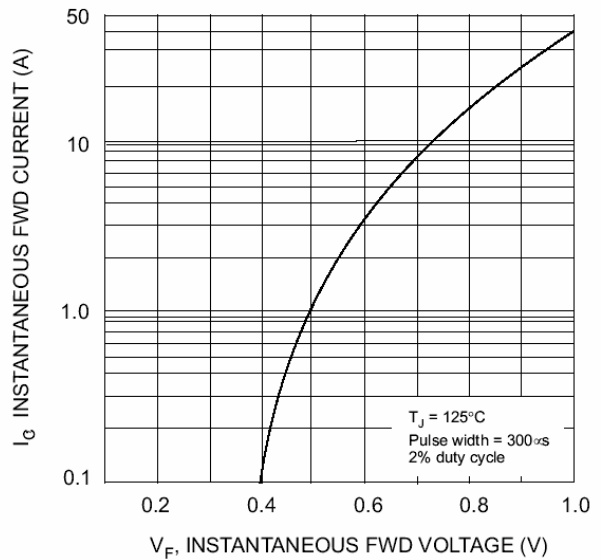


Fig. 2 Typical Forward Characteristics

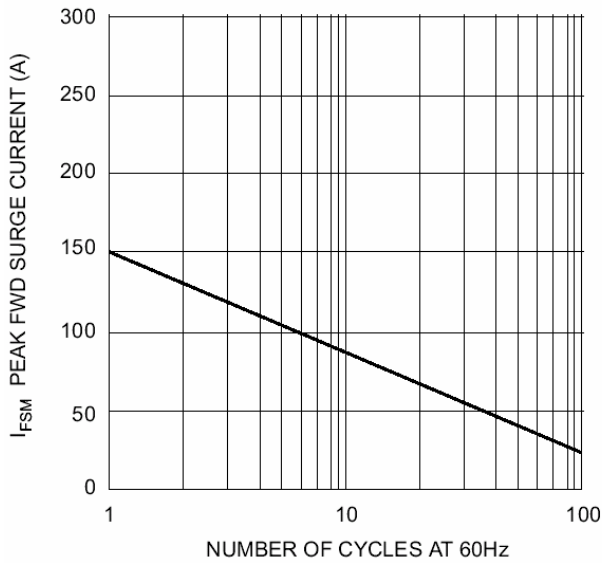


Fig. 3 Max Non-Repetitive Surge Current

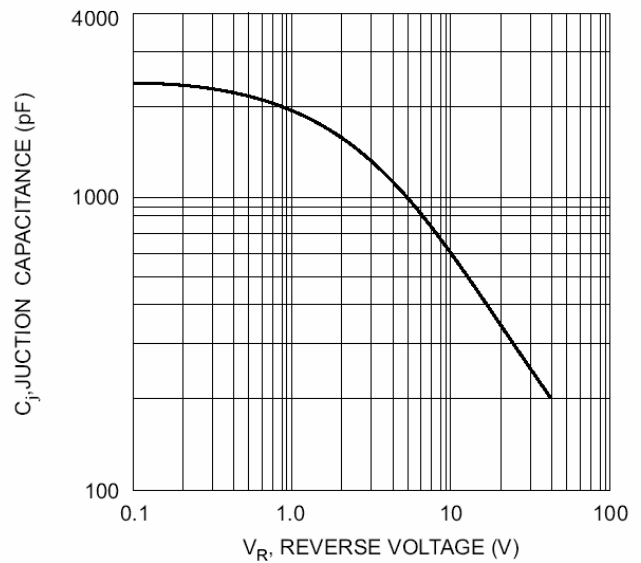


Fig. 4 Typical Junction Capacitance