


DB152S Thru DB157S

High Current Glass Passivated Molding Single-Phase Bridge Rectifier

Reverse Voltage 100 to 1000V Forward Current 1.5 A

FEATURES

- I Plastic Package has Underwriters Laboratory Flammability Classification 94V-0
- I High current capacity with small package
- I Glass passivated chip junctions
- I Superior thermal conductivity
- I High IFSM



1. Maximum & Thermal Characteristics Ratings at 25°C ambient temperature unless otherwise specified.

| Parameter Symbol | Symbol | DB152S | DB153S | DB154S | DB155S | DB156S | DB157S | Unit |
|---|------------------|---------|--------|--------|--------|--------|--------|--------------------|
| Maximum repetitive voltage | VRRM | 100 | 200 | 400 | 600 | 800 | 1000 | V |
| Maximum RMS Voltage | VRMS | 70 | 140 | 280 | 420 | 560 | 700 | V |
| Maximum DC Blocking Voltage | VDC | 100 | 200 | 400 | 600 | 800 | 1000 | V |
| Maximum DC reverse current TA=25 °C | IR | 5 | | | | | | μA |
| at rated DC blocking voltage TA=125°C | | 500 | | | | | | |
| Average rectified forward current 60Hz Sine wave Resistance load with Ta=55°C | Io | 1.5 | | | | | | A |
| Peak forward surge current 8.3ms single half sine-wave superimposed on rated load | IFSM | 60 | | | | | | A |
| Max instantaneous forward voltage at 2.0A | VF | 1.05 | | | | | | V |
| Current Squared Time | I ² t | 10 | | | | | | A ² sec |
| Operating junction temperature | TJ | -55~150 | | | | | | °C |
| Storage temperature | Tstg | -55~150 | | | | | | °C |

DB152S Thru DB157S

2. Ratings and Characteristic Curves (TA = 25°C unless otherwise noted)

Fig. 1 Derating Curve

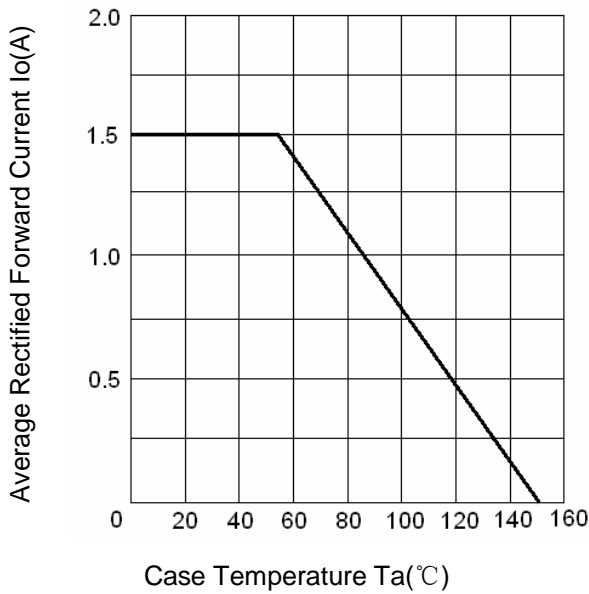


Fig.2 Typical Reverse Characteristics

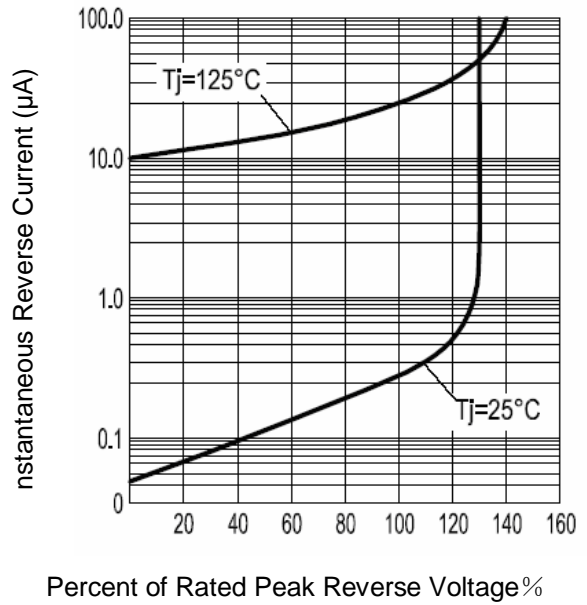


Fig.3 Forward Voltage

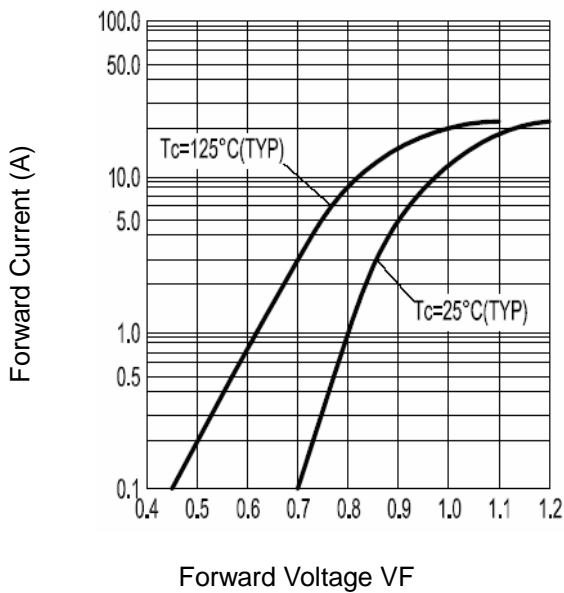
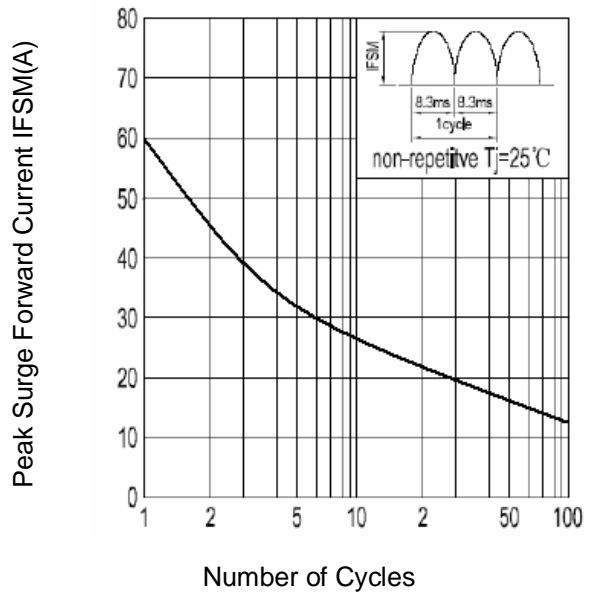
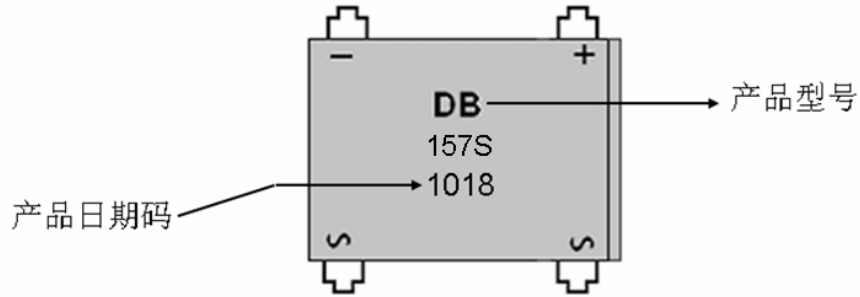


Fig.4 Peak Surge Forward Capability



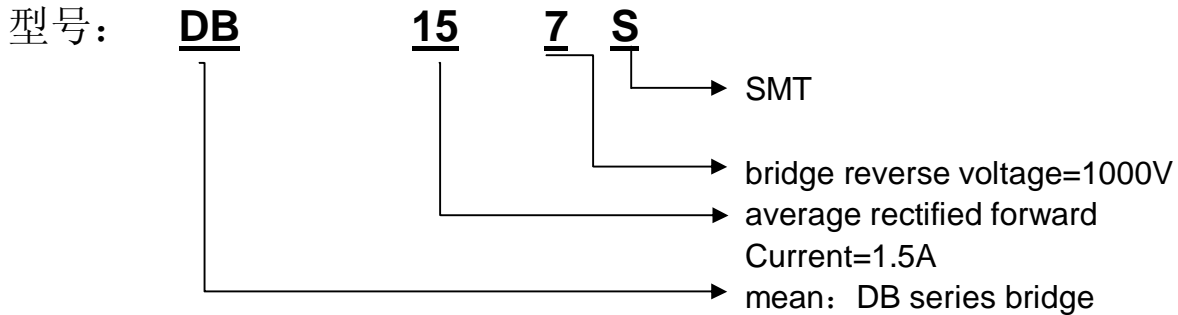
DB152S Thru DB157S

3. Marking Identification



Note:

生产日期码包含4位数字，例如“1018”，前两个数字“10”表示为2010年，另外二个数字“18”是指第18周，即表示该产品为2010年18周生产。



4. Dimension

