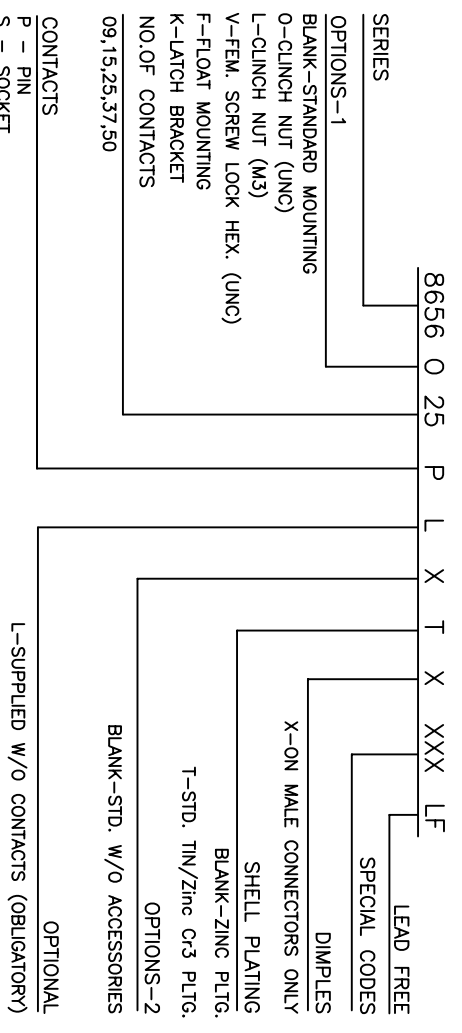


SHELL TYPE OF MOUNTING	TYPE OF MOUNTING	POSITIONS		DIMENSIONS	
		FRONT	REAR	FRONT	REAR
09	STD	23.00	13.80	24.99	2.20
	FLAT	20.50	11.40	24.99	3.20
15	STD	22.20	13.00	24.99	2.10
	FLAT	29.60	12.20	33.32	2.20
25	STD	45.10	13.80	47.04	2.20
	FLAT	43.30	12.20	47.04	2.20
37	STD	59.10	11.40	63.50	2.10
	FLAT	61.50	13.80	63.50	2.20
50	STD	56.30	14.10	61.11	3.20
	FLAT	59.20	16.60	61.11	2.20

TABLE 2

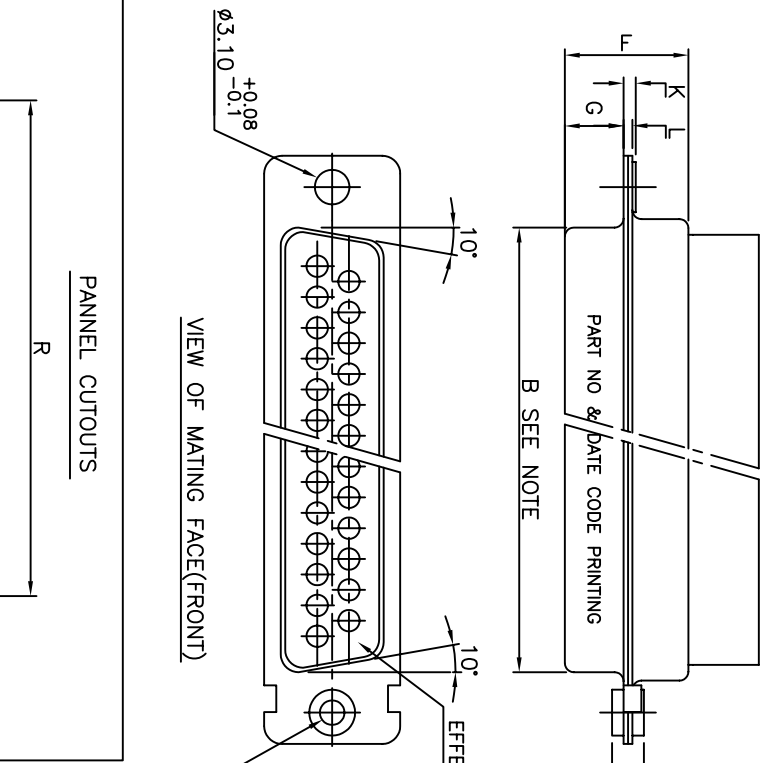
NOTE:-INSIDE DIM. OF MALE AND OUTSIDE DIM. OF THE FEMALE CONNECTOR.

ORDERING INFORMATION

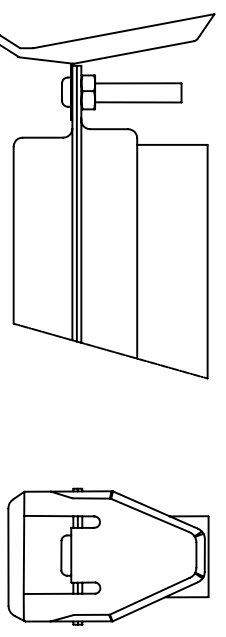


TECHNICAL SPECIFICATIONS

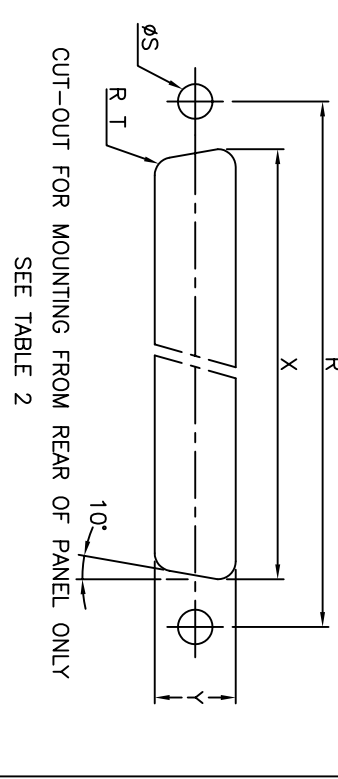
- SHELLS : TIN/CADMIUM/ZINC PLATED STEEL
- INSULATOR MATERIAL : SELF EXTINGUISHING THERMOPLASTIC- TO UL CLASS 94 V0
- CONTACTS : TIN/CADMIUM/ZINC PLATED STEEL
- CONTACTS DIA ON ACTIVE AREA : Ø1 MM.
- CONTACTS MATERIAL : COPPER ALLOY
- CONTACT PLATING : GOLD / GXT OVER NICKEL (ACTIVE ZONE)
- FOR LEAD FREE PLATING : TIN OVER NICKEL (TERMINATION ZONE)
- OPERATING TEMPERATURE : -55°C TO +125°C
- OPERATING CURRENT : 5 A PER CONTACT
- CONTACT RESISTANCE : <10mΩ
- INSULATION RESISTANCE : >5000 MΩ IN AMBIENT CONDITIONS.
- MAXIMUM VOLTAGE : 1000 V.r.m.s
- MECHANICAL ENDURANCE : 200 MATINGS (CODE 64)
- DAMP HEAT : 21 DAYS
- WIRE SIZE : AWG 20/24 OR AWG 24/28
- CONTACTS : CRIMP REMOVABLE
- MAX DIA OF WIRE : 1.52mm (AWG 20/24) 1.02mm (AWG 24/28)



WITH LATCH BRACKET



"This LF product meets European Union Directives and other country regulations as described in GS-22-008"
Packaging as per GS-14-920



CUT-OUT FOR MOUNTING FROM REAR OR FRONT OF PANEL
CUT-OUT FOR MOUNTING FROM REAR OF PANEL ONLY
SEE TABLE 2

mat'l. code		surface	tolerance	projection	product family
ISO 1302	ISO 406 ISO 1101	ISO 1302	ISO 406 ISO 1101	MM	D-SUB CRIMP CONNECTOR
tr	ecn no	dr	date	tolerances unless otherwise specified	angles
E	I06-0074	EVJ	2006/06/08	linear	
F	I11-0003	AMR	2011-1-06		
F1.1	-	PK	2012/05/29		
G	ELX-1-01185	PK	2012/06/01		
	dr	Mini K Vandanaiah	1999/03/20		
	enr	George V Joseph	1999/03/20		
	chr	Abhilash M R	2011-01-06		
	appd	Sudhir Varma	2011-01-06		
sheet index	revision	G			
1	1				



dwg no C-DSUB-0071 sheet 1 of 1 size A3
type Product Customer Drawing