

REVISION M

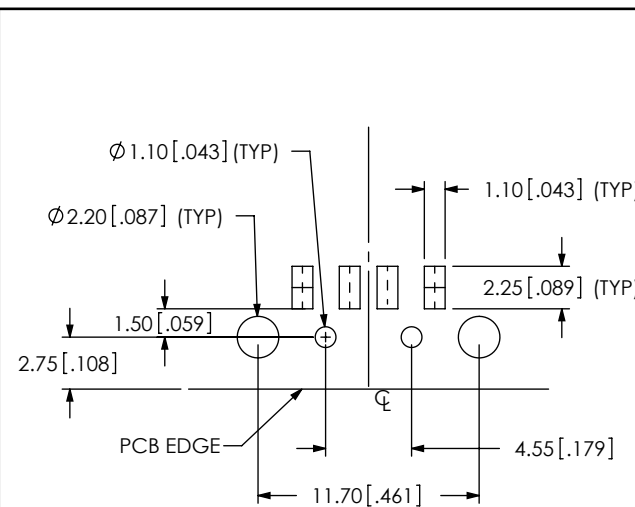
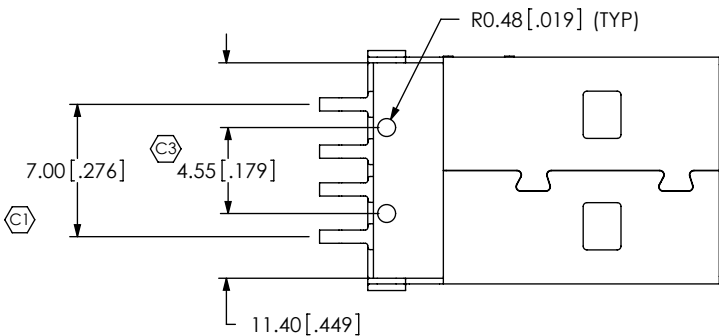
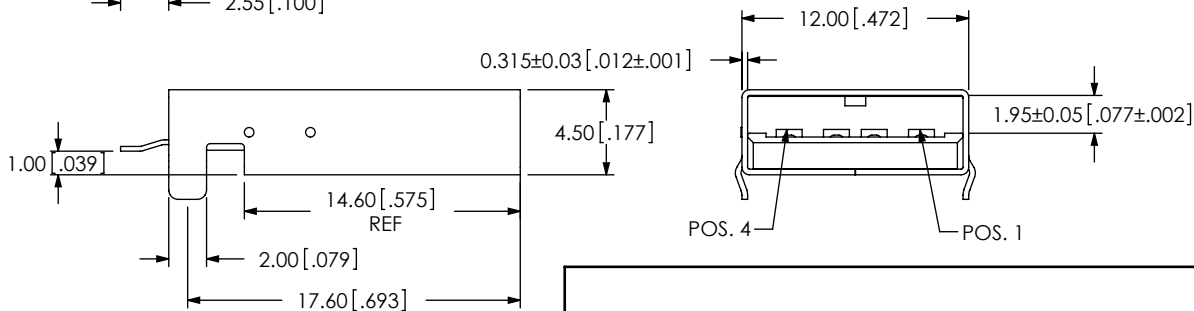
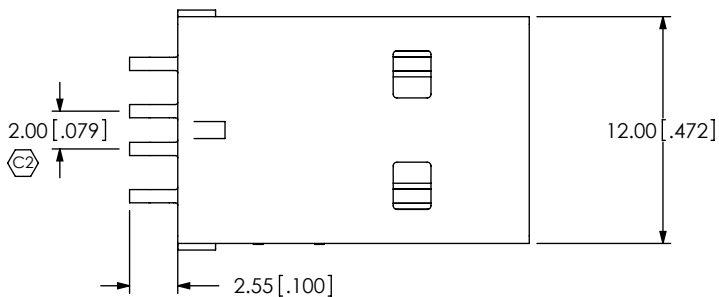
NOTES:

1. $\text{\textcircled{C}}$ REPRESENTS A CRITICAL DIMENSION.
2. DELETED
3. ALL PARTS ARE RoHS COMPLIANT WITH OR WITHOUT -R.

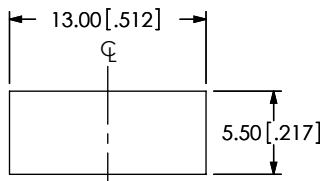
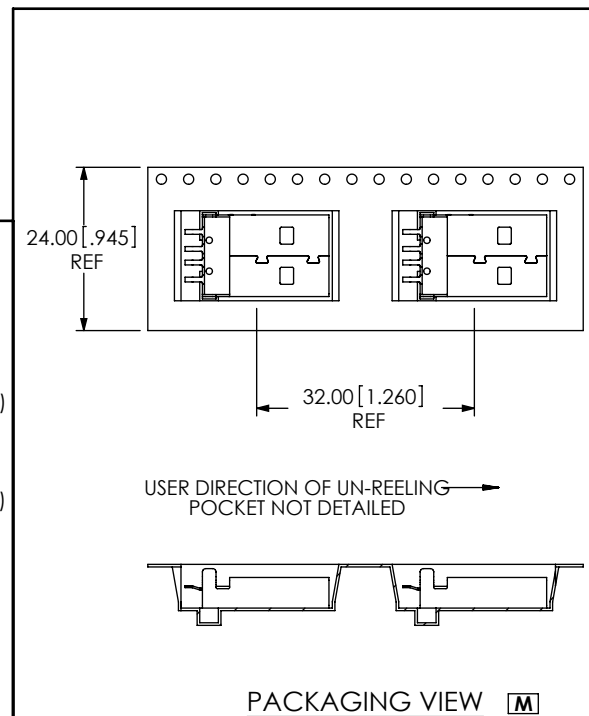
DO NOT SCALE FROM THIS PRINT

USB-AM-S-X-X-SM1-X-XX

- TYPE
-AM
- CONFIGURATION
-S: SINGLE
- PLATING SPECIFICATION
-F: GOLD FLASH ON MATING AREA
BRIGHT ACID TIN ON TAILS (100U" MIN)
WITH NICKEL UNDERPLATE
(SEE NOTE 3 FOR -R OPTION)
-S: SELECTIVE, .000030 GOLD ON MATING AREA
BRIGHT ACID TIN ON TAILS (100U" MIN)
WITH NICKEL UNDERPLATE
(SEE NOTE 3 FOR -R OPTION)
- PACKAGING
-TR: TAPE AND REEL OPTION.
- EI OPTION
-R: RoHS COMPLIANT
- TERMINATION
-SM SURFACE MOUNT
- COLOR
-B: BLACK
-W: WHITE



RECOMMENDED PCB LAYOUT



SUGGESTED PANEL CUTOUT DIMENSIONS

UNLESS OTHERWISE SPECIFIED, DIMENSIONS ARE IN MM. TOLERANCES ARE:
 DECIMALS ANGLES
 .X: ±.3 [.01] 2°
 .XX: ±.13 [.005]
 .XXX: ±.051 [.0020]

PROPRIETARY NOTE
 THIS DOCUMENT CONTAINS INFORMATION CONFIDENTIAL AND PROPRIETARY TO SAMTEC, INC. AND SHALL NOT BE REPRODUCED OR TRANSFERRED TO OTHER DOCUMENTS OR DISCLOSED TO OTHERS OR USED FOR ANY PURPOSE OTHER THAN THAT WHICH IT WAS OBTAINED WITHOUT THE EXPRESSED WRITTEN CONSENT OF SAMTEC, INC.

samtec
 520 PARK EAST BLVD, NEW ALBANY, IN 47150
 PHONE: 812-944-6733 FAX: 812-948-5047
 e-Mail: info@SAMTEC.com code: 55322

DESCRIPTION:
 USB SMT, 4 PIN, TYPE A, SHORT FOOT, 1MM
 DWG. NO. **USB-AM-S-X-X-SM1-X-XX**
 BY: B.HARPENAU 2/06/06 SHEET 1 OF 1