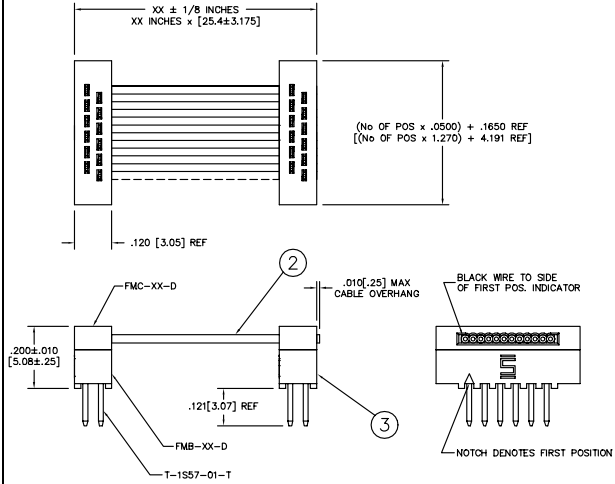


REVISION A

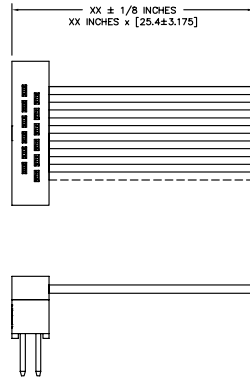
DO NOT SCALE FROM THIS PRINT

-D (DOUBLE END)



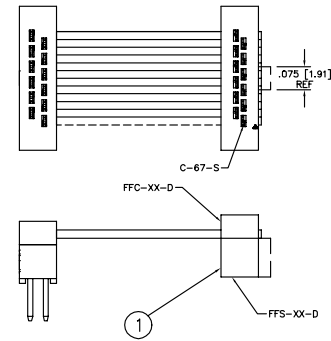
-S (SINGLE END)

SAME AS -D (DOUBLE)
UNLESS OTHERWISE NOTED



-T (TRANSFER)

SAME AS -D (DOUBLE)
UNLESS OTHERWISE NOTED



DIMENSIONS ARE IN INCHES		UNLESS OTHERWISE NOTED		TOLERANCES ARE:		TITLE: .050 DOUBLE ROW MALE IDC CABLE ASSEMBLY		DWG NO: FFMD-XX-X-XX-01-X-XXX-XXX
ONE PLACE DECIMALS: ± .1	TWO PLACE DECIMALS: ± .01	THREE PLACE DECIMALS: ± .005	FOUR PLACE DECIMALS: ± .0020	ANGLES: ± 1°				SHEET 1 OF 1

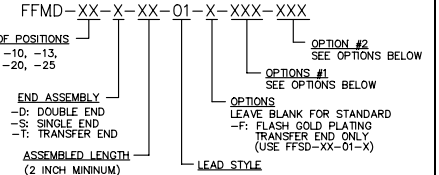
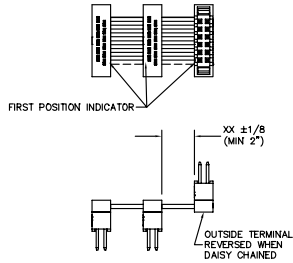


TABLE 1		
1	2	3
FFSD-XX-01-X	CB-XX-30-7/38-025-GR	FFMD-XX-01

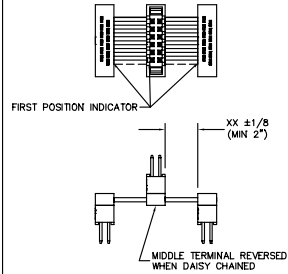
SPECIFY NO. OF POS. IN PART CALLOUT -XX

- NOTES:
- HIDDEN LINES ARE USED TO SHOW POLARIZATION WHEN USING -N OPTION.
 - ⊙ REPRESENTS CRITICAL DIMS FOR STATISTICAL PROCESS CONTROL.
 - TABLE 1: PART #1 TO BE USED FOR TRANSFER END ONLY.

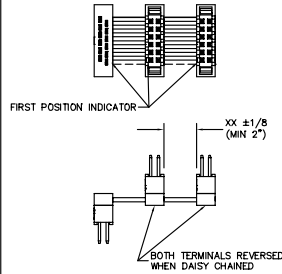
-O OUTSIDE REVERSED



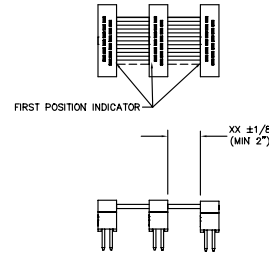
-M MIDDLE REVERSED



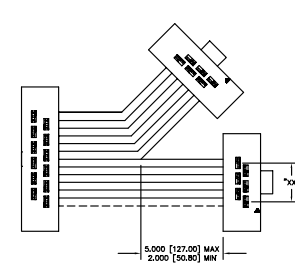
-R REVERSE CONNECTOR



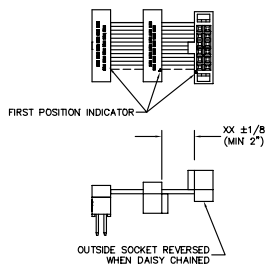
-D"XX" DAISY CHAIN-DOUBLE



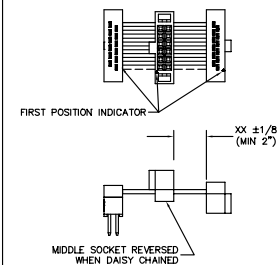
-BXX BREAKOUT OPTION



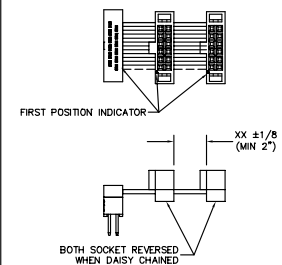
-O OUTSIDE REVERSED (TRANSFER)



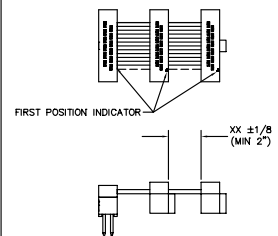
-M MIDDLE REVERSED (TRANSFER)



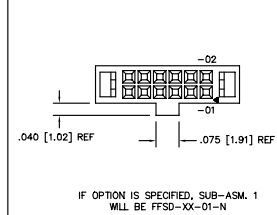
-R REVERSE CONNECTOR (TRANSFER)



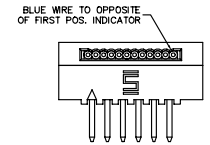
-D"XX" DAISY CHAIN-DOUBLE (TRANSFER)



-N NOTCH POLARIZATION (FOR -T ONLY)



-RW REVERSE WIRING



PROPRIETARY NOTE
THIS DOCUMENT CONTAINS INFORMATION CONFIDENTIAL AND PROPRIETARY TO SAMTEC INC. AND SHALL NOT BE REPRODUCED OR TRANSMITTED IN ANY FORM OR BY ANY MEANS, ELECTRONIC OR MECHANICAL, INCLUDING PHOTOCOPYING, RECORDING, OR BY ANY INFORMATION STORAGE AND RETRIEVAL SYSTEM, WITHOUT THE WRITTEN PERMISSION OF SAMTEC INC.