


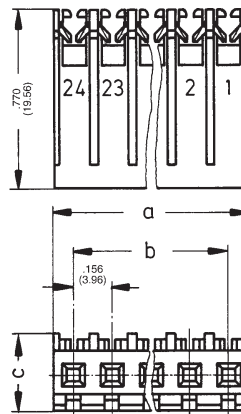
**Series CEH/CTH
High Power
Connectors**

**.156" (3.96 mm) End and
Through Hi-Power
Connectors Available in 2-12
Circuits with Optional Cover**

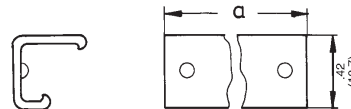


- Provides high current capacity, 18AWG - 12.5 A (75° C)
- Dimpled contact increases hertz stress
- UL 94V-0 rated black housing

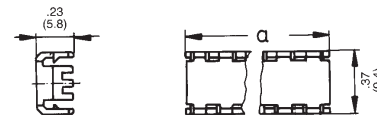
Dimensions



Snap-on Covers EC



Strain Relief Combination Cover SCC



Dimensions

No. of Circuits	2	3	4	5	6	7	8	9	10	11	12	
Dim. in in. / (mm)	a	.312 (7.92)	.468 (11.89)	.624 (15.85)	.780 (19.81)	.936 (23.77)	1.092 (27.74)	1.248 (31.70)	1.404 (35.66)	1.560 (39.62)	1.716 (43.59)	1.872 (47.55)
	b	.156 (3.96)	.312 (7.92)	.468 (11.89)	.624 (15.85)	.780 (19.81)	.936 (23.77)	1.092 (27.74)	1.248 (31.70)	1.404 (35.66)	1.560 (39.62)	1.716 (43.59)

Part Number

No. of Circuits 2-12 (Contact Factory For Circuit Availability)		□□ = Number of Circuits
Version	Wire Size	Dimensions
	AWG 18 (0.8 - 0.9 mm ²)	c inches (mm)
End Connector	CEH156F18- □□	.33 (8.4)
Through Connector	CTH156F18- □□	.35 (9.0)
AWG Identification	none	
Snap-on Cover for End connectors		EC 156F- □□
Strain Relief Combination Cover		SCC156F- □□