


.156" (3.96 mm) Polarizing Header



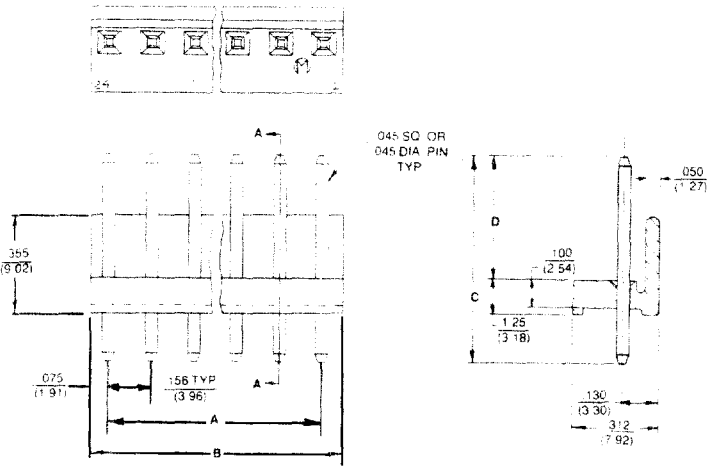
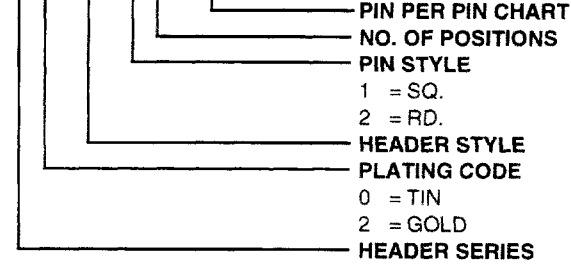
3100-11 Series Straight

Polarizing header with .045" square or round pins are preinserted in the insulator. The mating 3000 and 3300 crimp or I.D.C. style connectors are prevented from being fully connected 180° out.

Housing Material: Polyester 94V-0


Pins: Plated brass

PART NUMBER KEY 310X - 11 - XXX - XX



ALL DIMENSIONS ARE IN INCHES
DIMENSIONS IN () ARE IN MILLIMETERS

Part Number	No. of Pos.	Dim. A.		Dim. B.	
		Inch	MM	Inch	MM
310X-11-X02-XX	2	.156	3.96	.302	7.67
310X-11-X03-XX	3	.312	7.92	.458	11.63
310X-11-X04-XX	4	.468	11.89	.614	15.60
310X-11-X05-XX	5	.624	15.85	.770	19.56
310X-11-X06-XX	6	.780	19.81	.926	23.52
310X-11-X07-XX	7	.936	23.77	1.082	27.48
310X-11-X08-XX	8	1.092	27.74	1.238	31.45
310X-11-X09-XX	9	1.248	31.70	1.394	35.41
310X-11-X10-XX	10	1.404	35.66	1.550	39.37
310X-11-X11-XX	11	1.560	39.62	1.706	43.33
310X-11-X12-XX	12	1.716	43.59	1.862	47.29
310X-11-X13-XX	13	1.872	47.55	2.018	51.26
310X-11-X14-XX	14	2.028	51.51	2.174	55.22
310X-11-X15-XX	15	2.184	55.47	2.330	59.18
310X-11-X16-XX	16	2.340	59.45	2.486	63.14
310X-11-X17-XX	17	2.496	63.40	2.642	67.11
310X-11-X18-XX	18	2.652	67.36	2.798	71.07
310X-11-X19-XX	19	2.808	71.32	2.954	75.03
310X-11-X20-XX	20	2.964	75.29	3.110	78.99
310X-11-X21-XX	21	3.120	79.25	3.266	82.96
310X-11-X22-XX	22	3.276	83.21	3.422	86.92
310X-11-X23-XX	23	3.432	87.17	3.578	90.88
310X-11-X24-XX	24	3.588	91.14	3.734	94.84



Pin Chart

Pin No.	Dim. C		Dim. D	
	Inch	MM	Inch	MM
01	.750	19.05	.45	11.43
03	.812	20.62	.56	14.22
06	1.000	25.40	.69	17.53
10	1.25	31.75	.45	11.43
11	1.375	34.93	1.08	27.43