



ZW-06-10-G-T-450-230



DW-12-12-L-Q-400



BOARD STACKER DW, EW, ZW & HW SERIES

Mates with:
SSW, SSQ, ESW, ESQ,
CES, SLW, BSW, BCS,
SSM, IDSS, IDSD, HLE

SPECIFICATIONS

For complete specifications see www.samtec.com?DW, www.samtec.com?EW or www.samtec.com?ZW

DW, EW, ZW

Insulator Material:
Black Glass Filled Polyester

Terminal Material:
Phosphor Bronze

Plating:
Au or Sn over
50µ" (1,27µm) Ni

Operating Temp Range:
-55°C to +125°C with Gold
-55°C to +105°C with Tin

RoHS Compliant:
Yes

Processing:

Lead-Free Solderable:
Wave Only

SPECIFICATIONS

For complete specifications see www.samtec.com?HW

HW

Same as ZW except:

Insulator Material:
Natural Liquid Crystal Polymer

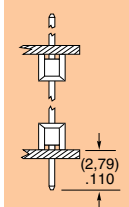
RoHS Compliant:
Yes

Processing:

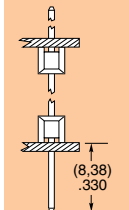
Max Processing Temp:
230°C for 60 seconds, or
260°C for 20 seconds 3x
Lead-Free Solderable:
Yes

- TYPE STRIP
- NO. PINS PER ROW
- LEAD STYLE
- PLATING OPTION
- ROW OPTION
- STACKER HEIGHT
- OTHER OPTIONS

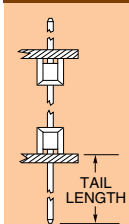
DW
= (2,79mm)
.110" Tail



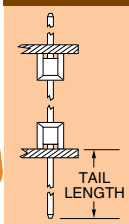
EW
= (8,38mm)
.330" Tail



ZW
= Custom Tail



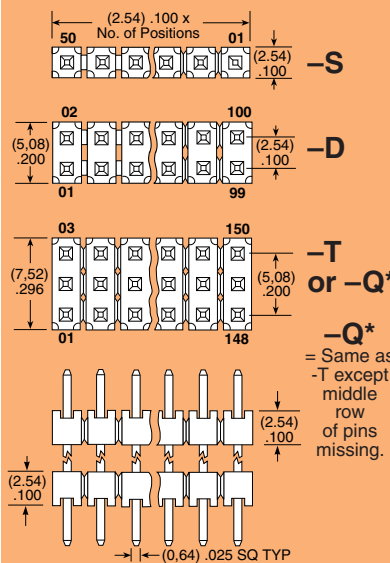
HW
= High Temp Custom Tail



Specify LEAD STYLE from chart

| LEAD STYLE | OAL |
|------------|---------------|
| -07 | (10,92).430 |
| -08 | (13,46).530 |
| -09 | (18,54).730 |
| -10 | (21,08).830 |
| -11 | (23,62).930 |
| -12 | (26,16) 1.030 |
| -13 | (31,24) 1.230 |
| -14 | (36,32) 1.430 |
| -15 | (16,00).630 |
| -16 | (11,30).445 |
| -17 | (12,19).480 |
| -19 | (33,78) 1.330 |
| -20 | (28,70) 1.130 |

01 thru 50



-S
= Single Row

-D
= Double Row

-T
= Triple Row

-Q
= Double Row .200" (5,08mm) row space

-F
= Gold flash on contact, Matte Tin on tail

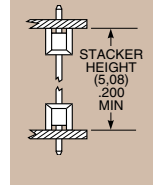
-L
= 10µ" (0,25µm) Gold on contact area of longer tail, Matte Tin on tail

-G
= 10µ" (0,25µm) Gold on contact area of longer tail, Gold flash on balance

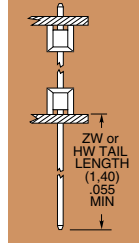
-T
Matte Tin

-S
= 30µ" (0,76µm) Gold on contact area of longer tail, Matte Tin on tail

"XXX"
= Stacker Height

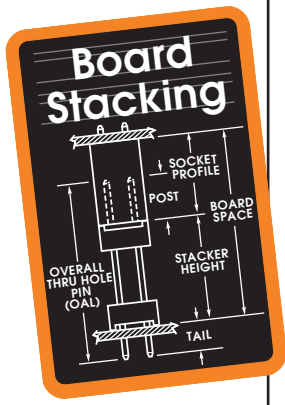


"XXX"
= ZW or HW Tail Length



-LL
= Locking Lead (Shortest dimension between the tail and the post is the end that will be crimped. Available on tails from (2,29) .090" to (7,87) .310" only.)
Single row, 01 & 02 positions & -Q row not available

"XXX"
= Polarized
Specify omitted pin position



Due to technical progress, all designs, specifications and components are subject to change without notice.

WWW.SAMTEC.COM