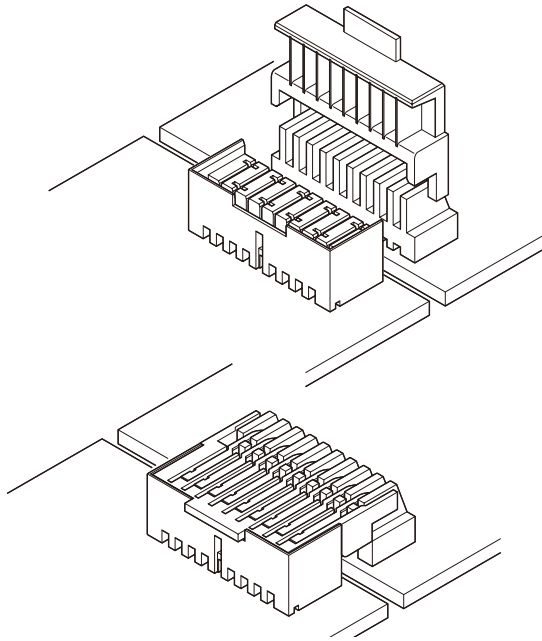


1.25FJ CONNECTOR

1.25mm pitch/Board-to-board connectors



The 1.25FJ connector is a 1.25mm pitch board-to-board connector. Its plug consists of a unique flexible hinge that absorbs circuit board misalignment. Board-to-board connection requires less labor and is more reliable because the connection can be made without the use of harnesses after the printed circuit boards are installed in their enclosures.

- **Low profile**
- **Allows connection after mounting**
- **Assures a reliable connection**

Specifications

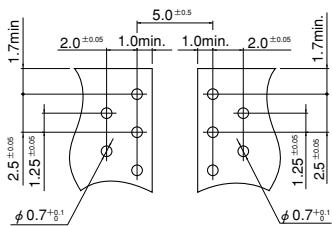
- Current rating: 0.5A(1.0A :1.25FJ-N type) AC, DC
- Voltage rating: 50V AC, DC
- Temperature range: -25°C to +85°C
(including temperature rise in applying electrical current)
- Contact resistance:
 - Short type.....Initial value/40m Ω max.
After environmental testing/60m Ω max.
 - Long type.....Initial value/70m Ω max.
After environmental testing/90m Ω max.
 - 1.25FJ-N type... Initial value/50m Ω max.
After environmental testing/100m Ω max.
- Insulation resistance: 500M Ω min.
- Withstanding voltage: 500V AC/minute
- Applicable PC board thickness: 1.6mm
- * Compliant with RoHS.
- * Refer to "General Instruction and Notice when using Terminals and Connectors" at the end of this catalog.
- * Contact JST for details.

Standards

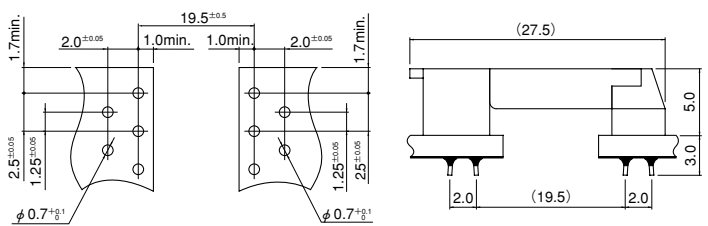
- Ⓜ Recognized E60389
- Ⓢ Certified LR20812

PC board layout (viewed from component side) and Assembly layout

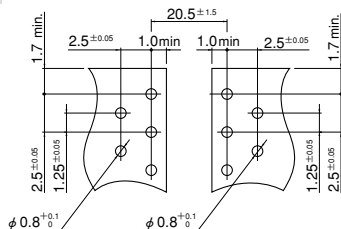
Short type



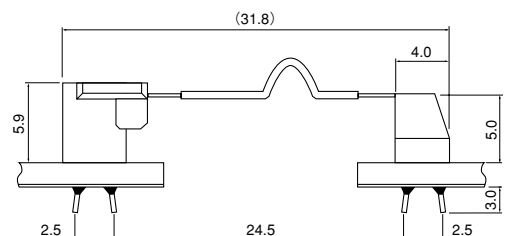
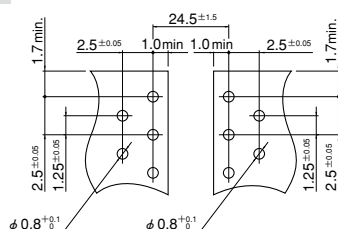
Long type



1.25FJ-N type(250)



1.25FJ-N type(280)



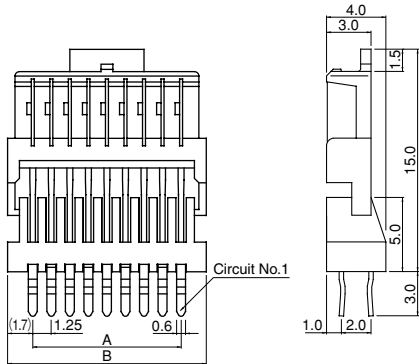
Note: 1. Tolerances are non-cumulative: ±0.05mm for all centers.

2. Hole dimensions differ according to the kind of PC board and piercing method. The dimensions above should serve as a guideline. Contact JST for details.

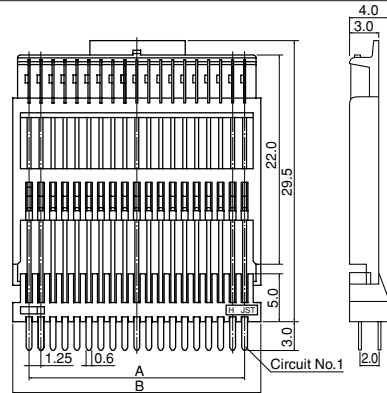
1.25FJ CONNECTOR

Plug

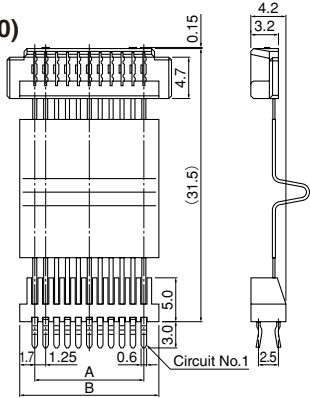
Short type



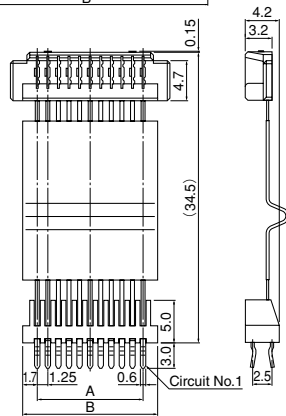
Long type



1.25FJ-N type (250)



1.25FJ-N type (280)



Circuits	Model No.				Dimensions (mm)		Q'ty / box			
	Short type	Long type	1.25FJ-N type		A	B	Short type	Long type	1.25FJ-N type	
			250 type	280 type					250 type	280 type
7	—	—	07P250K-1.25FJNA	07P280K-1.25FJN	7.5	10.9	—	—	400	400
9	09P-1.25FJ	—	—	—	10.0	13.4	120	—	—	—
11	11P-1.25FJ	—	11P250K-1.25FJNA	11P280K-1.25FJN	12.5	15.9	120	—	280	280
13	13P-1.25FJ	—	13P250K-1.25FJNA	13P280K-1.25FJN	15.0	18.4	120	—	280	280
15	15P-1.25FJ	—	—	—	17.5	20.9	120	—	—	—
19	19P-1.25FJ	19P215S-1.25FJ	19P250K-1.25FJNA	19P280K-1.25FJN	22.5	25.9	120	280	200	200
21	21P-1.25FJ	—	—	—	25.0	28.4	120	—	—	—

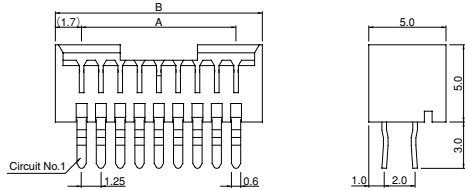
Material and Finish

Contact: Short type & Long type / Phosphor bronze, tin-plated (reflow treatment)
 1.25FJ-N type / Copper-alloy, tin-plated (reflow treatment)
 Housing: Glass-filled PA 66, UL94V-0

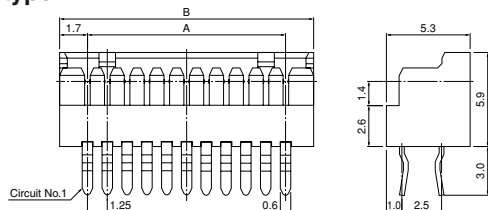
RoHS compliance

Receptacle

Short type & Long type



1.25FJ-N type



Circuits	Model No.		Dimensions (mm)		Q'ty / box	
	Short type & Long type	1.25FJ-N type	A	B	Short type & Long type	1.25FJ-N type
7	—	07RK-1.25FJN	7.5	10.9	—	1,710
9	09R-1.25FJ	—	10.0	13.4	500	—
11	11R-1.25FJ	11RK-1.25FJN	12.5	15.9	500	1,170
13	13R-1.25FJ	13RK-1.25FJN	15.0	18.4	500	990
15	15R-1.25FJ	—	17.5	20.9	500	—
19	19R-1.25FJ	19RK-1.25FJN	22.5	25.9	250	720
21	21R-1.25FJ	—	25.0	28.4	200	—

Material and Finish

Contact: Phosphor bronze, copper-undercoated, tin-plated (reflow treatment)
 Housing: Glass-filled PA 66, UL94V-0

RoHS compliance This product displays (LF)(SN) on a label.