

RF ATTENUATOR

MODEL TG9001

Available as: TG9001, 5 Pin TO-8 (T5)
 TNG9001, 4 Pin Surface Mount (SM3)
 BXG9001, Connectorized Housing (H6)

Features

- 5 MHz to 2000 MHz
- Low Insertion Loss
- High Third Order Intercept: +39 dBm Typical
- Environmental Screening Available

Specifications

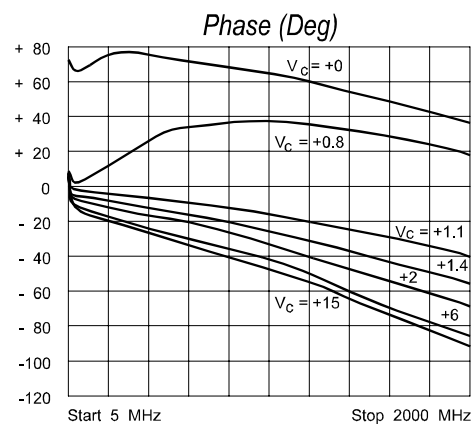
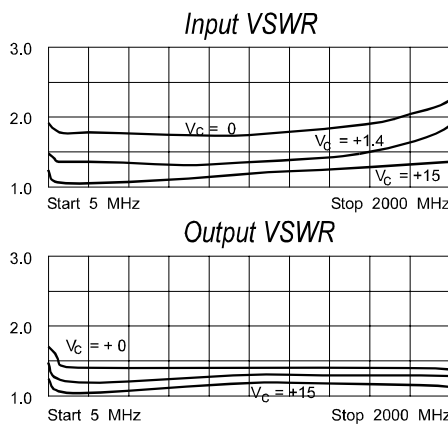
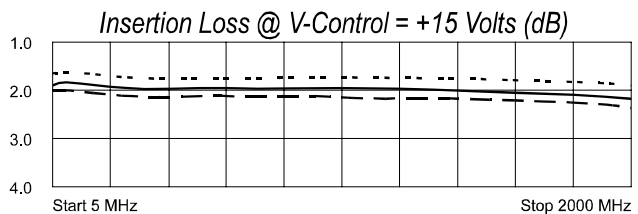
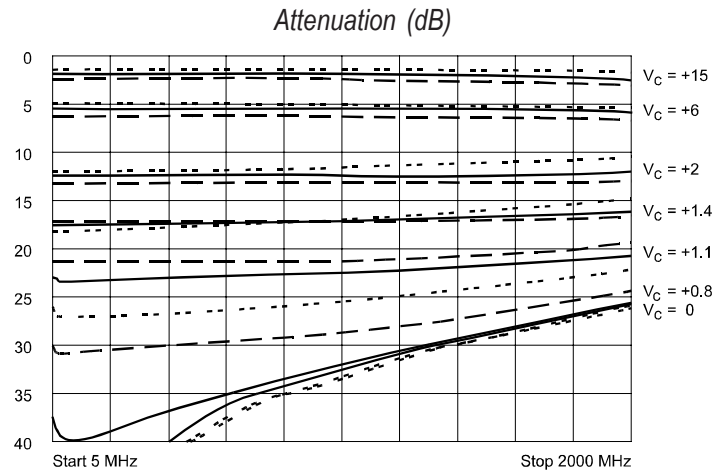
CHARACTERISTIC	TYPICAL Ta = 25 °C	MIN/MAX Ta = -55 °C to +85 °C
Frequency (MHz)	5 - 2000 MHz	5 - 2000 MHz
Insertion Loss (Vc = 15)		
5-500 MHz	2.0	2.3 Max.
5-1000 MHz (dB)	2.2	2.5 Max.
5-2000 MHz	2.5	3.5 Max.
Max Attenuation		
5-500 MHz	33	31 Min.
5-1000 MHz (dB)	27	25 Min.
5-2000 MHz	23	18 Min.
VSWR (Worst Case)		
5-500 MHz	1.75:1	2.0:1 Max.
5-1000 MHz (dB)	1.75:1	2.0:1 Max.
5-2000 MHz	2.2:1	2.2:1 Max.
Flatness over Freq.		
5-500 MHz	±0.15	±0.25 Max.
5-1000 MHz (dB)	±0.5	±1.0 Max.
5-2000 MHz	±0.7	±1.5 Max.
Bias Power	Vdc	+15
	mA	5.5
		10 Max.
Control Power	Vdc	0 to +15
	mA	5.5
		0 to 7 Max.
Switching Speed (µsec) 10% to 90%	40	60 Max.

Note: Care should always be taken to effectively ground the case of each unit.

Maximum Ratings

Ambient Operating Temperature -55°C to + 100 °C
 Storage Temperature -62°C to + 125 °C
 Case Temperature + 125 °C
 DC Voltage + 18 Volts
 Continuous RF Input Power + 20 dBm
 Short Term RF Input Power... 200 Milliwatts (1 Minute Max.)
 Maximum Peak Power..... 0.2 Watt (3 µsec Max.)

Typical Performance Data



Legend ——— + 25 °C - - - + 85 °C - - - - - -55 °C

