M/A-COM

Surface Mount Double-Balanced Mixer 10-500 MHz

MDS-223

- Fully Hermetic Package
- Low Cost
- 7 dB Typical Midband Conversion Loss

Guaranteed Specifications*

(From −55°C to +85°C)

Frequency Range	RF, LO Ports		10-500 MHz
	IF Port		DC-500 MHz
Conversion Loss	5-150 MHz		7.0 dB Max
	150-500 MHz		9.0 dB Max
Isolation	LO to RF	(5-150 MHz)	40 dB Min
		(150-500 MHz)	35 dB Min
	LO to IF	(5-150 MHz)	35 dB Min
		(150-500 MHz)	25 dB Min
	RF to IF	(5-150 MHz)	25 dB Min
		(150-500 MHz)	20 dB Min

Operating Characteristics

Impedance	50 Ohms Nominal
Maximum Input	
Total Power	400 mW Max @ 25°C Derated to 85°C @ 3.2 mW/°C
IF Port Current	50 mA Max
DC Polarity	Negative
DC Offset	≤ 1 mV Typical
RF Input	
1 dB Compression	+2.5 dBm Typical
1 dB Desensitization	0 dBm Typical
SSB Noise Figure	Within 1 dB of Conversion Loss Max
Typical Two-Tone IM Ratio (with −10 dBm input, each input 25 MHz and 35 MHz IF)	100-350 MHz ≥ 55 dB 350-500 MHz ≥ 40 dB
Environmental	
See Appendix for MIL-STD-883 screening option.	
Pin Configuration	RF; P4, LO; P3, IF; P2 Case and all other pins are ground All other pins are ground.

*All specifications apply when operated at +7 dBm available LO power with 50 ohm source and load impedance.
**No internal connection.
***P3 and P7 are connected together to make IF port.

Ordering Information

Model No.	Package
MDS-223 PIN	Surface Mount

SF-1

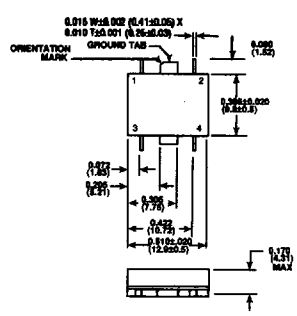

Dimensions in ( ) are in mm.

See Appendix for complete physical dimensions.

Typical Performance

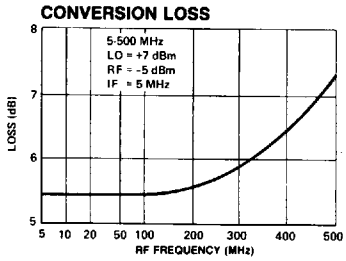

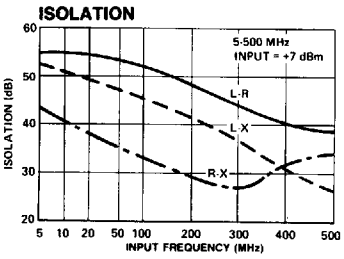

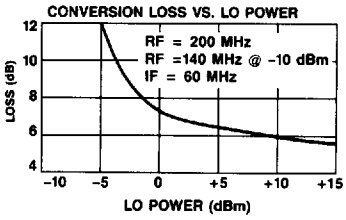

Specifications Subject to Change Without Notice.