




New Product

# CGP20 and DGP20

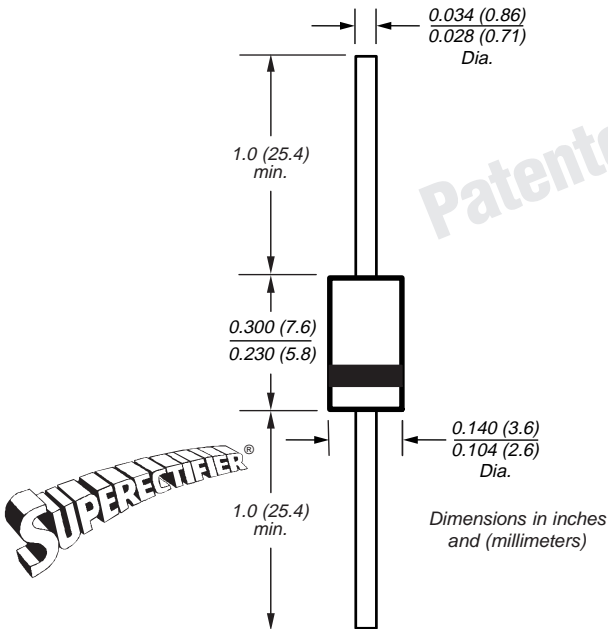
Vishay Semiconductors  
formerly General Semiconductor



## Miniature Clamper/Damper Glass Passivated Rectifier

Reverse Voltage 1400 to 1500V  
Forward Current 2.0A

DO204AC (DO-15)



\* Glass-plastic encapsulation technique is covered by Patent No. 3,996,602 and brazed-lead assembly by Patent No. 3,930,306.

### Features

- Specially designed for clamping circuits, horizontal deflection systems and damper applications
- Plastic package has Underwriters Laboratory Flammability Classification 94V-0.
- High temperature metallurgically bonded construction
- Cavity-free glass passivated junction
- 2.0 ampere operation at  $T_A=50^\circ\text{C}$  with no thermal runaway
- Typical  $I_R$  less than  $0.1\mu\text{A}$
- Capable of meeting environmental standards of MIL-S-19500
- High temperature soldering guaranteed:  $350^\circ\text{C}/10$  seconds,  $0.375''$  (9.5mm) lead length, 5 lbs. (2.3kg) tension

### Mechanical Data

**Case:** JEDEC DO-204AC, molded plastic over glass body  
**Terminals:** Plated axial leads, solderable per MIL-STD-750, Method 2026  
**Polarity:** Color band denotes cathode end  
**Mounting Position:** Any  
**Weight:** 0.015 oz., 0.4 g

### Maximum Ratings & Thermal Characteristics

Ratings at 25°C ambient temperature unless otherwise specified.

Parameter	Symbol	CGP20	DGP20	Unit
Maximum repetitive peak reverse voltage	$V_{RRM}$	1400	1500	V
Maximum RMS voltage	$V_{RMS}$	980	1050	V
Maximum DC blocking voltage	$V_{DC}$	1400	1500	V
Maximum average forward rectified current 0.375" (9.5mm) lead length at $T_A = 50^\circ\text{C}$	$I_{F(AV)}$	2.0		A
Peak forward surge current 8.3ms single half sine wave superimposed on rated load (JEDEC Method)	$I_{FSM}$	40		A
Maximum full load reverse current full cycle average 0.375" (9.5mm) lead length at $T_A = 100^\circ\text{C}$	$I_{R(AV)}$	200		$\mu\text{A}$
Typical thermal resistance (Note 1)	$R_{\theta JA}$	55		$^\circ\text{C}/\text{W}$
Operating junction and storage temperature range	$T_J, T_{STG}$	-65 to +175		$^\circ\text{C}$

### Electrical Characteristics

Ratings at 25°C ambient temperature unless otherwise specified.

Parameter	Symbol	CGP20	DGP20	Unit
Maximum instantaneous forward voltage at 2.0A	$V_F$	1.1		V
Maximum DC reverse current $T_A = 25^\circ\text{C}$ at rated DC blocking voltage $T_A = 100^\circ\text{C}$	$I_R$	5.0 100		$\mu\text{A}$
Maximum reverse recovery time at $I_F = 0.5\text{A}$ , $I_R = 50\text{mA}$	$t_{rr}$	15	20	$\mu\text{s}$
Maximum reverse recovery time at $I_F=0.5\text{A}$ , $I_R=1.0\text{A}$ , $I_{rr}=0.25\text{A}$ typical maximum	$t_{rr}$	1.0 1.5		$\mu\text{s}$
Typical junction capacitance at 4.0V, 1MHz	$C_J$	15		pF

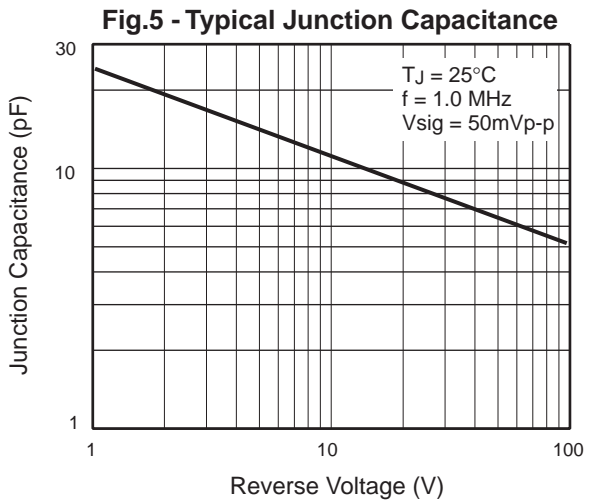
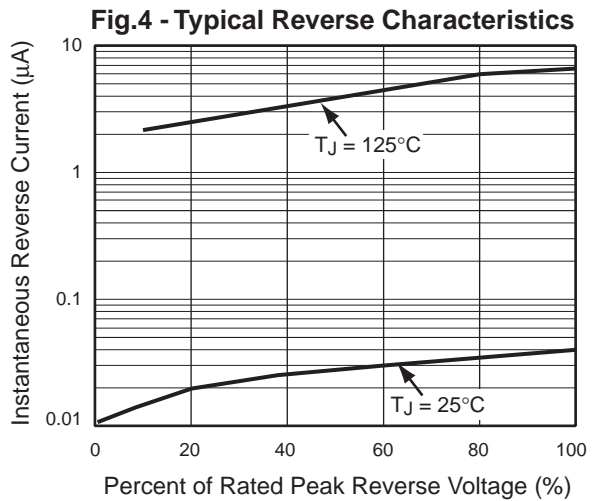
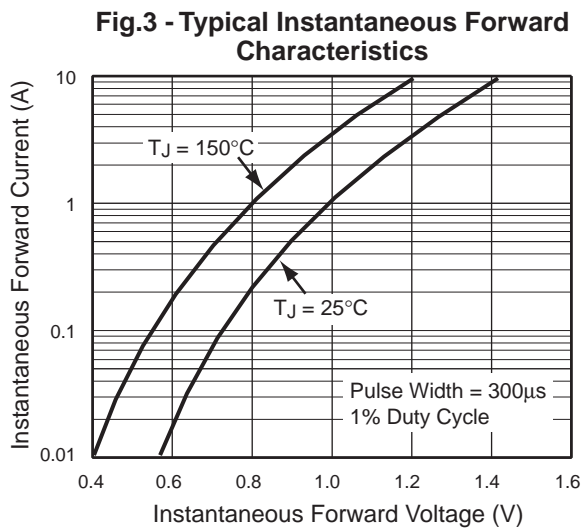
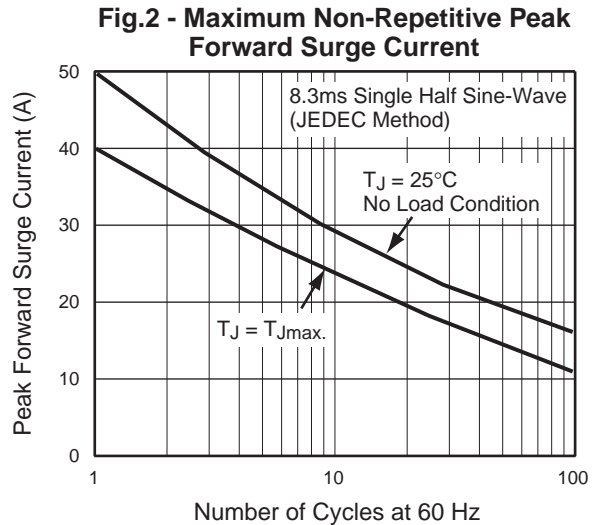
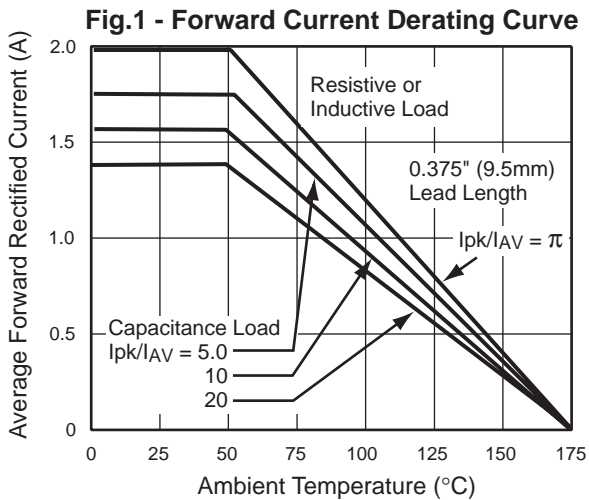
Notes: (1) Thermal resistance from junction to ambient at 0.375" (9.5mm) lead length, P.C.B. mounted

# CGP20 and DGP20



Vishay Semiconductors  
formerly General Semiconductor

## Ratings and Characteristic Curves ( $T_A = 25^\circ\text{C}$ unless otherwise noted)





## **Notice**

Specifications of the products displayed herein are subject to change without notice. Vishay Intertechnology, Inc., or anyone on its behalf, assumes no responsibility or liability for any errors or inaccuracies.

Information contained herein is intended to provide a product description only. No license, express or implied, by estoppel or otherwise, to any intellectual property rights is granted by this document. Except as provided in Vishay's terms and conditions of sale for such products, Vishay assumes no liability whatsoever, and disclaims any express or implied warranty, relating to sale and/or use of Vishay products including liability or warranties relating to fitness for a particular purpose, merchantability, or infringement of any patent, copyright, or other intellectual property right.

The products shown herein are not designed for use in medical, life-saving, or life-sustaining applications. Customers using or selling these products for use in such applications do so at their own risk and agree to fully indemnify Vishay for any damages resulting from such improper use or sale.