


## Electrical / Environmental

# BCL 565050

2220 Industry Size  
Surface Mount Inductors

- Inductance Range 1 $\mu$ H to 10,000 $\mu$ H
- Standard Tolerance  $\pm 10\%$  ( $>1,000\mu\text{H} = \pm 5\%$ )
- Operating Temperature Range -40°C to +105°C
- Ambient Temperature, Maximum 80°C
- Terminal Pull Strength, Minimum 0.5 kg



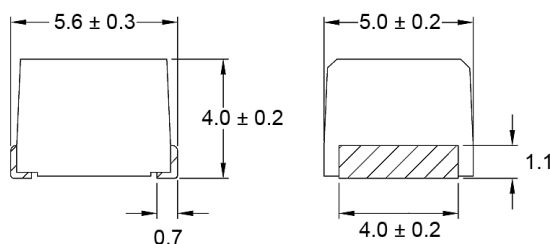
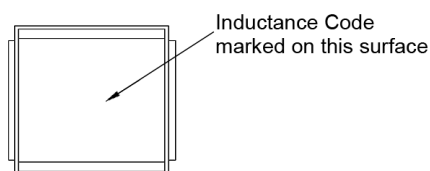
## Specifications

Part Number	Inductance $\mu\text{H}$	Q Min.	Test Frequency MHz	SRF MHz Min.	DC Resistance $\Omega$ Max.	Rated Current IDC mA
BCL565050-1R0KLF	1.0 $\pm$ 10%	10	7.96	95	0.030	1800
BCL565050-1R2KLF	1.2 $\pm$ 10%	10	7.96	70	0.035	1700
BCL565050-1R5KLF	1.5 $\pm$ 10%	10	7.96	55	0.04	1600
BCL565050-1R8KLF	1.8 $\pm$ 10%	10	7.96	47	0.05	1400
BCL565050-2R2KLF	2.2 $\pm$ 10%	10	7.96	42	0.06	1300
BCL565050-2R7KLF	2.7 $\pm$ 10%	10	7.96	37	0.07	1200
BCL565050-3R3KLF	3.3 $\pm$ 10%	10	7.96	34	0.08	1120
BCL565050-3R9KLF	3.9 $\pm$ 10%	10	7.96	32	0.09	1050
BCL565050-4R7KLF	4.7 $\pm$ 10%	10	7.96	29	0.11	950
BCL565050-5R6KLF	5.6 $\pm$ 10%	10	7.96	26	0.13	880
BCL565050-6R8KLF	6.8 $\pm$ 10%	10	7.96	24	0.15	810
BCL565050-8R2KLF	8.2 $\pm$ 10%	10	7.96	22	0.18	750
BCL565050-100KLF	10.0 $\pm$ 10%	10	2.52	19	0.21	690
BCL565050-120KLF	12.0 $\pm$ 10%	10	2.52	17	0.25	630
BCL565050-150KLF	15.0 $\pm$ 10%	10	2.52	16	0.30	580
BCL565050-180KLF	18.0 $\pm$ 10%	10	2.52	14	0.36	530
BCL565050-220KLF	22.0 $\pm$ 10%	10	2.52	13	0.43	480
BCL565050-270KLF	27.0 $\pm$ 10%	10	2.52	11.5	0.52	440
BCL565050-330KLF	33.0 $\pm$ 10%	10	2.52	10.5	0.62	400
BCL565050-390KLF	39.0 $\pm$ 10%	10	2.52	9.5	0.72	370
BCL565050-470KLF	47.0 $\pm$ 10%	10	2.52	8.5	0.85	340
BCL565050-560KLF	56.0 $\pm$ 10%	10	2.52	7.8	1.0	310
BCL565050-680KLF	68.0 $\pm$ 10%	10	2.52	7.0	1.2	290
BCL565050-820KLF	82.0 $\pm$ 10%	10	2.52	6.4	1.4	270
BCL565050-101KLF	100 $\pm$ 10%	20	0.796	6.0	1.6	250
BCL565050-121KLF	120 $\pm$ 10%	20	0.796	5.4	1.9	230
BCL565050-151KLF	150 $\pm$ 10%	20	0.796	4.8	2.2	210
BCL565050-181KLF	180 $\pm$ 10%	20	0.796	4.4	2.8	190
BCL565050-221KLF	220 $\pm$ 10%	20	0.796	3.9	3.4	170
BCL565050-271KLF	270 $\pm$ 10%	20	0.796	3.6	4.2	155
BCL565050-331KLF	330 $\pm$ 10%	20	0.796	3.2	4.9	140
BCL565050-391KLF	390 $\pm$ 10%	20	0.796	2.9	5.8	130
BCL565050-471KLF	470 $\pm$ 10%	20	0.796	2.6	7.0	120
BCL565050-561KLF	560 $\pm$ 10%	20	0.796	2.4	8.5	110
BCL565050-681KLF	680 $\pm$ 10%	20	0.796	2.2	10	100
BCL565050-821KLF	820 $\pm$ 10%	20	0.796	2.0	13	90
BCL565050-102KLF	1000 $\pm$ 10%	20	0.252	1.8	15	85
BCL565050-122JLF	1200 $\pm$ 5%	20	0.252	1.5	17	75
BCL565050-152JLF	1500 $\pm$ 5%	20	0.252	1.4	20	70
BCL565050-182JLF	1800 $\pm$ 5%	20	0.252	1.3	30	60
BCL565050-222JLF	2200 $\pm$ 5%	20	0.252	1.2	35	55

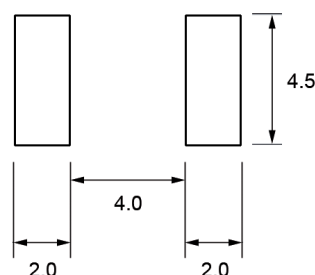
## Specifications (Cont'd)

Part Number	Inductance $\mu\text{H}$	Q Min.	Test Frequency MHz	SRF MHz Min.	DC Resistance $\Omega$ Max.	Rated Current IDC mA
BCL565050-272JLF	2700 $\pm$ 5%	20	0.252	1.1	55	45
BCL565050-332JLF	3300 $\pm$ 5%	20	0.252	1.0	60	40
BCL565050-392JLF	3900 $\pm$ 5%	20	0.252	1.0	70	38
BCL565050-472JLF	4700 $\pm$ 5%	20	0.252	0.9	78	36
BCL565050-562JLF	5600 $\pm$ 5%	20	0.252	0.8	85	33
BCL565050-682JLF	6800 $\pm$ 5%	20	0.252	0.7	110	30
BCL565050-822JLF	8200 $\pm$ 5%	20	0.252	0.6	125	28
BCL565050-103JLF	10000 $\pm$ 5%	15	0.0796	0.5	150	25

## Outline Dimensions (mm)



### Recommended PCB Layout



## Packaging

**Standard:** Embossed Tape & Reel

Reel:	Diameter:	=	13" (330.2mm)
	Capacity:	=	1000 Units

## Ordering Information

