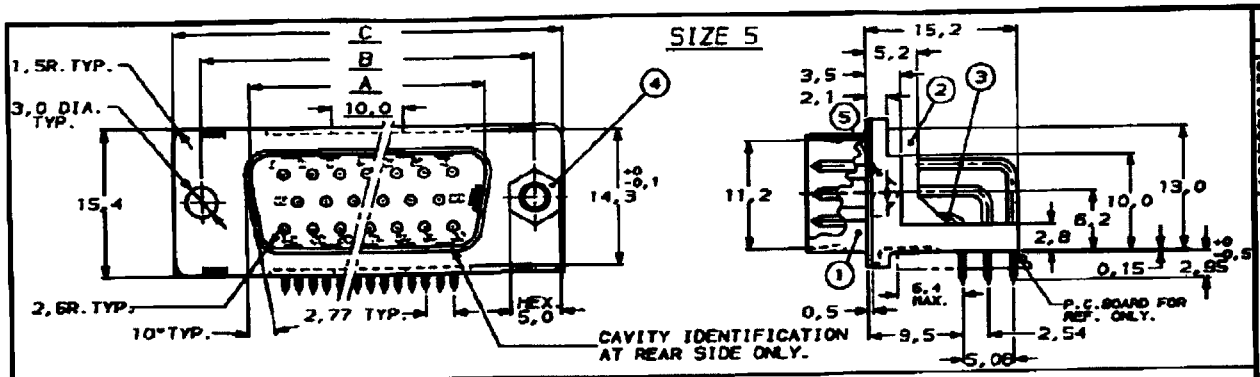

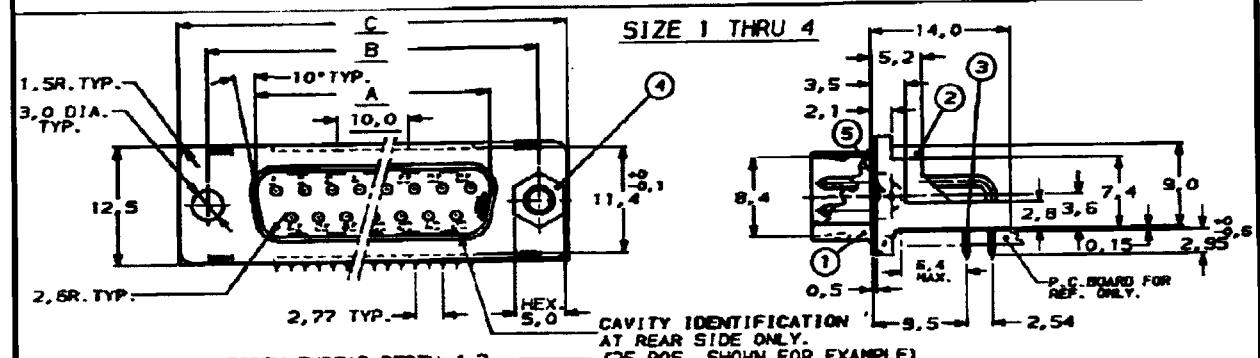

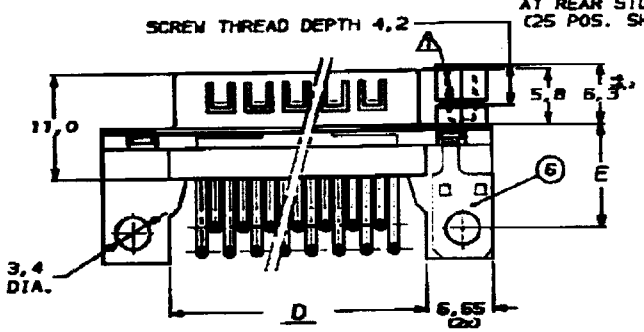

SIZE	POS.	A	B	C	D	E	GROUNDING FINGERS NUMBER OF	GROUNDING FINGERS PITCH
1	9	16,9	25,0	30,9	17,6	10,8	2x3	3,81
2	15	26,3	39,3	38,2	25,9	10,8	2x5	3,81
3	25	39,0	47,0	53,1	38,8	10,8	2x8	3,81
4	37	55,4	63,5	69,4	56,1	10,8	2x5	7,62
5	50	52,9	61,1	67,0	53,7	12,0	2x5	7,62

RECOMMENDED P.C.BOARD HOLE-LAYOUT FOR SIZE 5

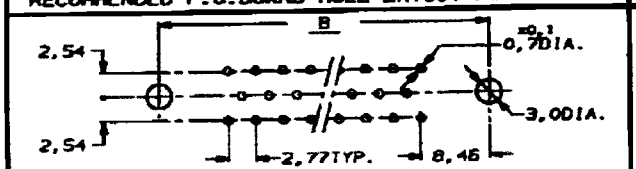

RECOMMENDED P.C.BOARD HOLE-LAYOUT FOR SIZE 1+4

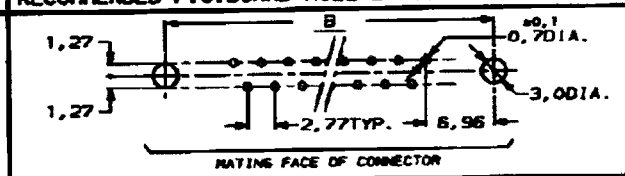

DO NOT SCALE

DIMENSIONS IN mm

METRIC

THIRD ANGLE PROJECTION

ACCESSORIES PREFIX

NUT + FEMALE SCREWLOCK (4-40 UNC)									
NUT (4-40UNC)									
GROUNDING CLIP									
NUT + FEMALE SCREWLOCK (M3)									
NUT (M3)									
0-XXXXXX-Y	1-XXXXXX-Y	2-XXXXXX-Y	3-XXXXXX-Y	4-XXXXXX-Y	5-XXXXXX-Y	6-XXXXXX-Y	7-XXXXXX-Y	8-XXXXXX-Y	9-XXXXXX-Y

HOW TO ORDER:

9 POS. -----> Z-167455-Y
15 POS. -----> Z-167456-Y
25 POS. -----> Z-167457-Y
37 POS. -----> Z-167458-Y
50 POS. -----> Z-167459-Y

PREFIX FOR ACCESSORIES
BASIC PARTNR.
SUFFIX FOR PLATING

PLATING SUFFIX "Y":

UNDERCOATING: 1,3µm Ni. SELECTIVE : 0,8µm Au. SOLDERPART : 2,5µm BRIGHT SnPb.	-Y = -1	2
GOLD OVER NICKEL AS PER PERFORMANCE LEVEL 3 (DIN 41652) SOLDERPART : 2,5µm BRIGHT SnPb.	-Y = -2	3
UNDERCOATING: 1,3µm Ni. SELECTIVE : 1,3µm Au. SOLDERPART : 2,5µm BRIGHT SnPb.	-Y = -3	2

NOTES :

1. GROOVE INDICATES VERSION WITH 4-40UNC INNER THREAD, WITHOUT GROOVE INDICATES VERSION WITH M3 INNER THREAD.
2. COLOUR OF HOUSING BLACK.
3. COLOUR OF HOUSING GREY.

DOC. CENTRE
02 JULI 1992

ITEM NRS./MATERIAL :

1. SHELL : BRIGHT TINPLATED STEEL.
2. HOUSING : GLASSFILLED POLYESTER. 2 3
3. CONTACT : BRASS (PLATING : SEE TABLE ABOVE).
4. FEMALE SCREWLOCK : TINPLATED BRASS (4-40UNC OR M3 INNER THREAD) ; SECURED WITH LOCTITE.
5. NUT : ZINCPLATED STEEL (4-40UNC : YELLOW CHROMATED AND M3 : CLEAR CHROMATED).
6. GROUNDING CLIP : TINPLATED BRASS.

REV	REVISION RECORD	DR.	CHK.	DATE
N	H-9859			

CUSTOMER DRAWING

AMP

AMP HOLLAND B.V.

HDP-20 SIZE 1 THRU 5.
RIGHT ANGLE PLUG HEADER,
EUROSTYLE ... ACCESSORIES.

C-167455+167459 | N | SHEET 1 OF 1 | A2

AMPIS00266