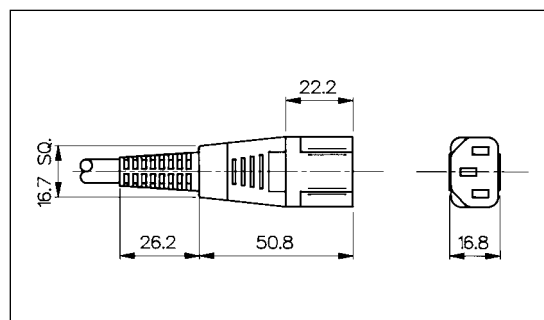


BS EN60 320-1 (Standard Sheet C13 Class I) Non Rewirable Cold Condition
IEC FEMALE STRAIGHT

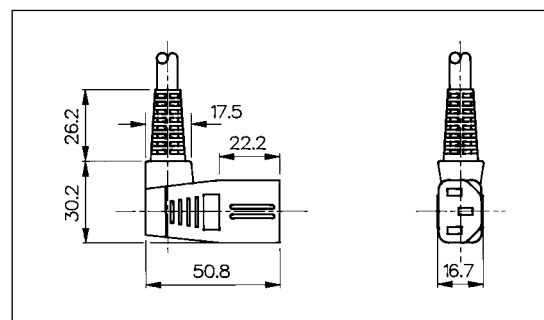
PZ0100/Length

- Non Rewirable
- Various Cable Lengths
- Choice of Colours
- 10A, 250V a.c.


IEC FEMALE ANGLED

PZ0200/Length

- Non Rewirable
- Various Cable Lengths
- Choice of Colours
- 10A, 250V a.c.


Ordering Data

| Length | PZ0100 | PZ0200 |
|------------|-------------|-------------|
| 2 Metres | PZ0100/2M00 | PZ0200/2M00 |
| 2.5 Metres | PZ0100/2M50 | PZ0200/2M50 |
| 3 Metres | PZ0100/3M00 | PZ0200/3M00 |

For grey or white versions add colour suffix /GY or /WH
e.g. PZ0100/2M00/WH = 2 metre length, colour white

| Specification | PZ0100/Length/Colour | PZ0200/Length/Colour |
|--|--|---|
| Cable Lengths (standard): | 2m (/2M00), 2.5m (/2M50), 3m (/3M00) | 2m (/2M00), 2.5m (/2M50), 3m (/3M00) |
| Cable type: 2m and under over 2m | 0.75mm ² 1.00mm ² | 0.75mm ² 1.00mm ² |
| Terminations: | Bared ends | Bared ends |
| Max. Rating: | 10A, 250V a.c. | 10A, 250V a.c. |
| Contact Resistance: | <10mΩ | <10mΩ |
| Insulation Resistance: | >10 ⁵ MΩ @ 500V d.c. | >10 ⁵ MΩ @ 500V d.c. |
| A.C. Breakdown: | Pole-Pole 6.5kV Poles-Accessible parts 5kV | Pole-Pole 6.5kV Poles-Accessible parts 5kV |
| Operating Temp. Range: | 0°C to +70°C | 0°C to +70°C |
| Withdrawal Force: | 10N (Min.) 50N (Max.) | 10N (Min.) 50N (Max.) |
| Mouldings: | Polycarbonate Flammability Rating UL 94V-0 | Polycarbonate Flammability Rating UL 94V-0 |
| Contacts: | Phosphor Bronze | Phosphor Bronze |
| Approvals: | *Pending | *Pending |
| Mates with: | PX0575, PX0579, PX0580, PF0001, PF0011, PF0030, PF0033 | |
| Colours: | Black (blank), Grey (/GY), White (/WH) | Black (blank), Grey (/GY), White (/WH) |
| Variants: | For other lengths please contact the sales office | |
| RoHS | Compliant | Compliant |

Connectors




PZ0100 IEC Female Straight

Opposite End Plugs




PZ0500 IEC Male Straight



PZ0200 IEC Female Angled



PZ0600 IEC Male Angled



PZ0800 BS1363 Plug

IEC CONNECTORS

How to Order

| PZxx xx / xxxx / xx xx | | | | |
|------------------------|-------------------|-------------------------|---|---|
| Connector | Opposite End Plug | Cable Length (standard) | Colour | Fuse Rating |
| 01 = PZ0100 | 05 = PZ0500 | 2M00 = 2 Metres | BK = Black* | 03 = 3AMP |
| 02 = PZ0200 | 06 = PZ0600 | 2M50 = 2.5 Metres | GY = Grey | 05 = 5AMP |
| | 08 = PZ0800 | 3M00 = 3 Metres | WH = White | 10 = 10AMP |
| | | | * For PZ0800 variants only, for others leave blank for black. | Required for PZ0800 only, for other connectors leave blank. |

Examples:

PZ0105/2M00 = PZ0100 black with PZ0500 on opposite end with 2 metres of cable.

PZ0108/2M00BK05 = PZ0100 black with PZ0800 on opposite end with 2 metres of cable and 5AMP fuse.

Notes:

Cord Sets with cable length of 2 metres and under use 0.75mm² cable.

Cord Sets longer than 2 metres use 1.00mm² cable in accordance with BS EN60 320, IEC799.

Cord Set length measured from connector face to connector face.

This table shows only standard configurations, for variations of cable length, colour or connector/plug combinations please contact the sales office.