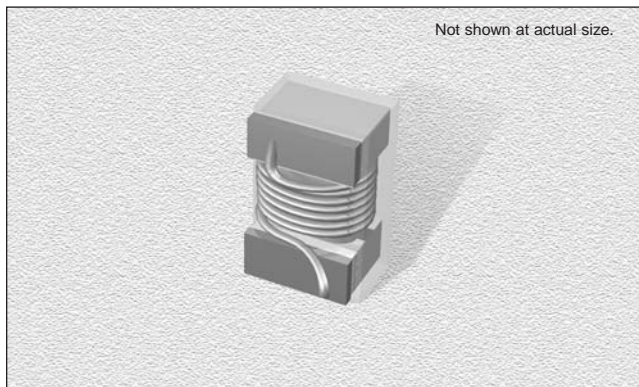


# CT0805CS Series

From 2.2 nH to 820 nH

## ENGINEERING KIT #5



### CHARACTERISTICS

**Description:** SMD ceramic core wire-wound chip inductor

**Applications:** LC resonant circuits such as oscillator and signal generators, impedance matching, circuit isolation, RF filters, disk drives and computer peripherals, audio and video equipment, TV, radio and telecommunication equipment

**Operating Temperature:** -40°C to +125°C

**Inductance Tolerance:** ±2%, ±5%, ±10%, ±20%

**Testing:** Inductance and Q are tested on an HP4287A at specified frequency

**Packaging:** Tape & Reel

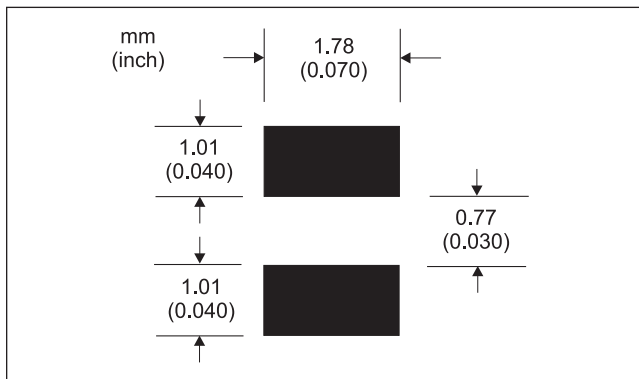
**Marking:** Reels are marked with inductance code and tolerance

**Miscellaneous:** Parts are also available without a clear plastic cap. Other values available

**Additional Information:** Additional electrical & physical information available upon request

**Samples available. See website for ordering information.**

### PAD LAYOUT



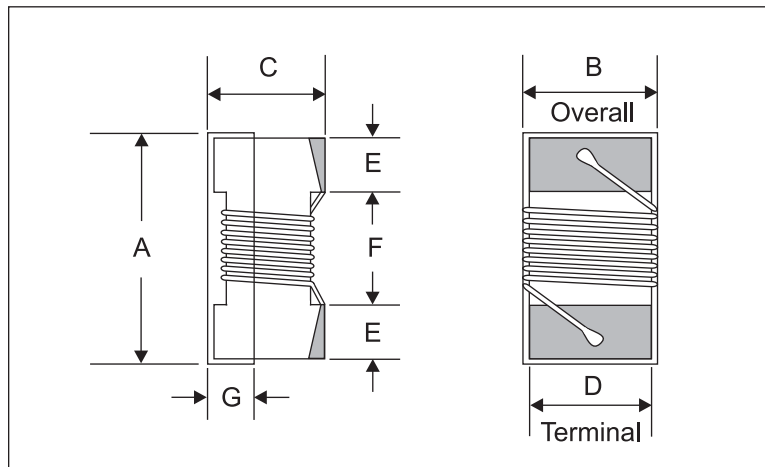
### SPECIFICATIONS

Please specify tolerance code when ordering.  
 CT0805CS-120\_ ← G = ±2%, J = ±5%, K = ±10%, M = ±20%  
 \*\* = K or M only \* = J, K or M only

Part Number	Inductance (nH)	L Test Freq. (MHz)	Q Fact. Min.	Q Test Freq. (MHz)	SRF Min. (MHz)	DCR Max. (Ω)	Rated DC (mA)
CT0805CS-020_**	2.2	250	15	1500	6000	.08	600
CT0805CS-2N8_*	2.8	250	70	1500	7900	.06	800
CT0805CS-030_*	3.3	250	50	1500	7900	.08	600
CT0805CS-050_*	5.6	250	65	1000	5500	.08	600
CT0805CS-060_*	6.8	250	50	1000	5500	.11	600
CT0805CS-070_*	7.5	250	50	1000	4500	.14	600
CT0805CS-080_*	8.2	250	50	1000	4700	.12	600
CT0805CS-100_	10	250	60	500	4200	.10	600
CT0805CS-120_	12	250	50	500	4000	.15	600
CT0805CS-150_	15	250	50	500	3400	.17	600
CT0805CS-180_	18	250	50	500	3300	.20	600
CT0805CS-220_	22	250	55	500	2600	.22	500
CT0805CS-240_	24	250	50	500	2000	.22	500
CT0805CS-270_	27	250	55	500	2500	.25	500
CT0805CS-330_	33	250	60	500	2050	.27	500
CT0805CS-360_	36	250	55	500	1700	.27	500
CT0805CS-390_	39	250	60	500	2000	.29	500
CT0805CS-430_	43	200	60	500	1650	.34	500
CT0805CS-470_	47	200	60	500	1650	.31	500
CT0805CS-560_	56	200	60	500	1550	.34	500
CT0805CS-680_	68	200	60	500	1450	.38	500
CT0805CS-820_	82	150	65	500	1300	.42	400
CT0805CS-910_	91	150	65	500	1200	.48	400
CT0805CS-101_	100	150	65	500	1200	.46	400
CT0805CS-111_	110	150	50	250	1000	.48	400
CT0805CS-121_	120	150	50	250	1100	.51	400
CT0805CS-151_	150	100	50	250	920	.56	400
CT0805CS-181_	180	100	50	250	870	.64	400
CT0805CS-221_	220	100	50	250	850	.70	400
CT0805CS-241_	240	100	44	250	690	1.0	350
CT0805CS-271_	270	100	48	100	650	1.0	350
CT0805CS-331_	330	100	48	100	600	1.4	310
CT0805CS-391_	390	100	48	100	560	1.5	290
CT0805CS-471_	470	50	33	100	375	1.8	250
CT0805CS-561_	560	25	23	50	340	1.9	230
CT0805CS-681_	680	25	23	50	188	2.2	190
CT0805CS-821_	820	25	23	50	215	2.4	180

### PHYSICAL DIMENSIONS

Size	A Max.	B Max.	C Max.	D	E	F	G
mm	2.29	1.73	1.52	1.27	0.51	1.02	0.51
inches	0.09	0.07	0.06	0.05	0.02	0.04	0.02



06.11.03