PRODUCT NO
50068-XXXXX

REVISIONS			
REV	DESCRIPTION	BY	DATE
A	RELEASED	RDS	02/15/91
B	EC# V12557	RDS	09/16/91

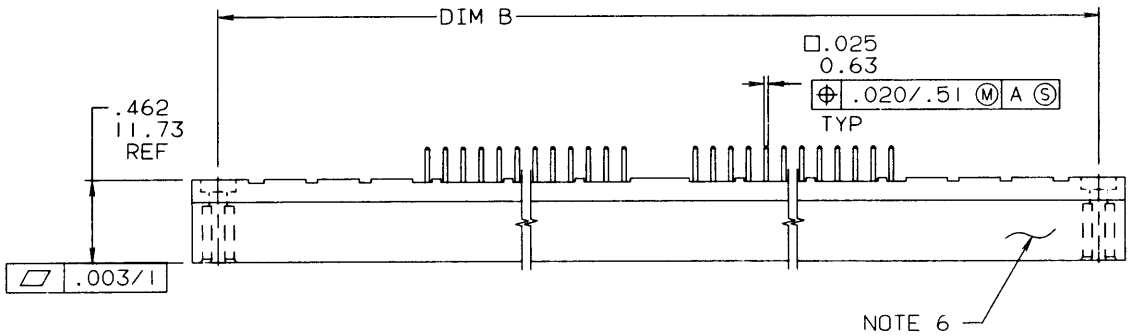

NOTES:

1 THIS PRODUCT IS CONFIGURED IN SIZE OF 20 THRU 120 COLUMNS IN INCREMENTS OF TWO.
IE: 20,22,24,26,.....118,120.

2 PRODUCT NUMBERING CODE:
50068 - X XXX X
- TAIL LENGTH
- NO OF POSITIONS
- PLATING
- BASE NUMBER

3 MATERIALS:
HOUSING GLASS FILLED PPS.
PIN PHOS BRONZE

NOTES CONTINUED ON SHEET 2

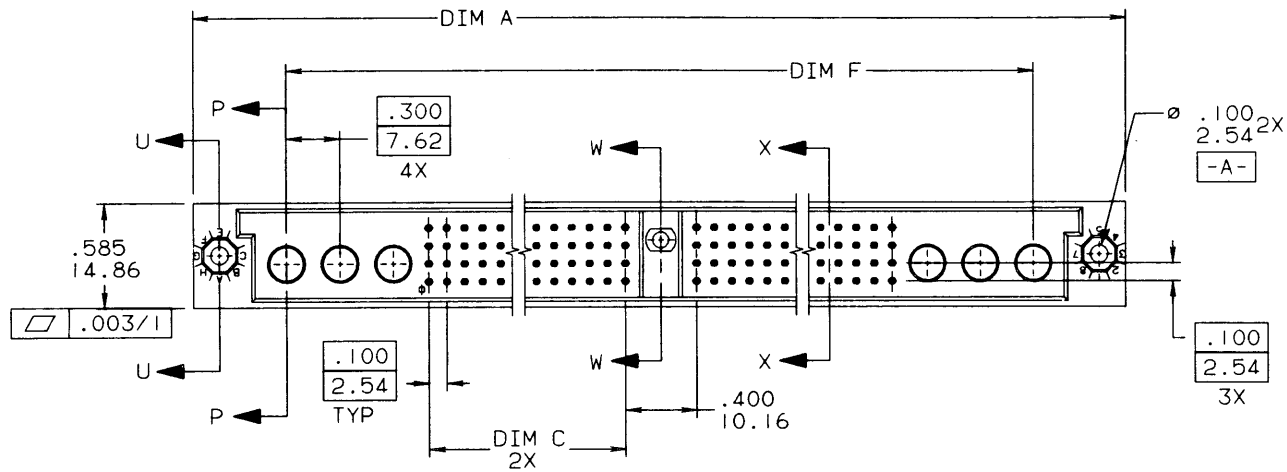

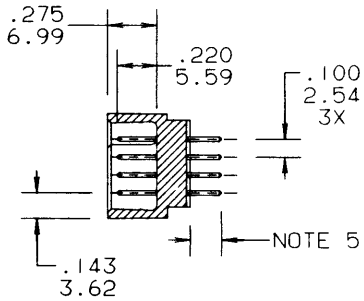

SECTION X-X

SHEET INDEX	ISSUE	B	A
	SH NO	1	2

CUSTOMER COPY

CODE IDENT 22526

DuPont Electronics

MODELS	DO NOT SCALE DRAWING	TOLERANCE UNLESS OTHERWISE NOTED INCH/MM	MATL	DR D.SHEAFFER	DATE 02/15/91
-		LINEAR .00±.01/.0±.3	-	CHK S.CLARK	02/15/91
	THIRD ANGLE PROJECTION	.000±.005/.00±.13	FINISH	ENGR S.CLARK	02/15/91
TABULATION SHEETS REQUIRED YES / NO	INCH MM	.0000±.0020/.000±.051	-	APPD S.CLARK	02/15/91
		ANGLES 0° ±2°			

TITLE 4 ROW VERTICAL HEADERS SOLDER TAIL PINS 1 GUIDE PIN/6 RND AUX PORTS

SCALE	SIZE	DWG NO	CAD
2/1	C	50068	SHEET 1 OF 2

FORM E-3067C REV 12/89

NOTE This print is the property of and embodies proprietary designs of THE DUPONT COMPANY.
No part of the design shown on this print may be used in any way without the written consent of DUPONT ELECTRONICS, New Cumberland, PA.

PRODUCT NO	DIM.	LENGTH FORMULAS
50068-XXXXX	DIM A	.100/2.54 X NO. OF COLUMNS + 2.85/72.4
	DIM B	.100/2.54 X NO. OF COLUMNS + 2.55/64.8
	DIM C	.100/2.54 X NO. OF COLUMNS DIVIDED BY 2 - .10/.25
	DIM F	.100/2.54 X NO. OF COLUMNS + 1.80/45.7

REVISIONS			
REV	DESCRIPTION	BY	DATE
A			

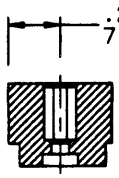

SECTION U-U

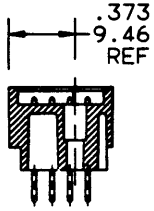

SECTION W-W

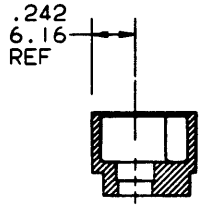

SECTION P-P

NOTES CONTINUED FROM SHEET 1

4 PLATING, CONTACT AREA OPTIONS:
1 = 30μ"/.76μ GOLD 5 = 30μ"/.76μ GXT
3 = 50μ"/1.27μ GOLD 6 = 15μ"/.38μ GOLD

⑤ TAIL LENGTH OPTIONS: (LENGTHS REF ONLY)
A = .177/4.5
J = .120/3.05
K = .070/1.78

⑥ "DUPONT", DUPONT P/N, AND LOT CODE TO APPEAR ON THIS SURFACE.

7 PACKAGING PER BUS-14-143.

8 FOR PRODUCT PERFORMANCE SEE DUPONT PRODUCT SPECIFICATION NUMBER BUS-12-090.

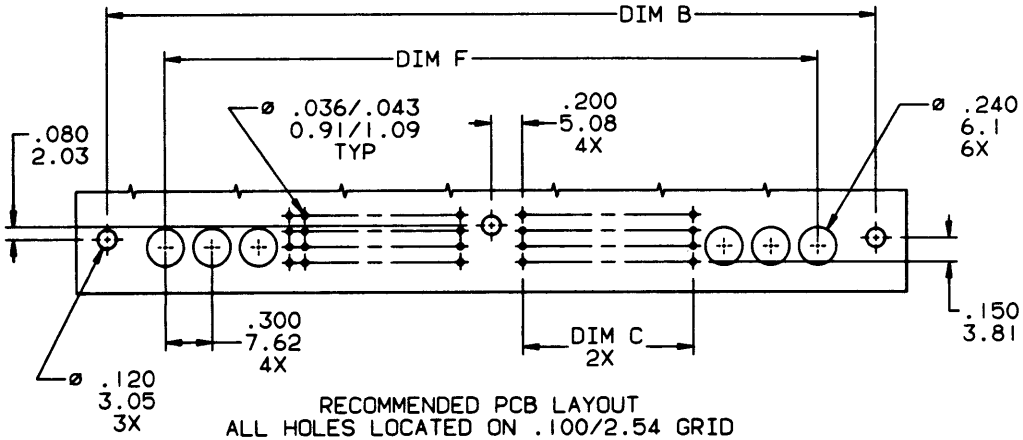

RECOMMENDED PCB LAYOUT
ALL HOLES LOCATED ON .100/2.54 GRID
UNLESS OTHERWISE SPECIFIED

SHEET INDEX	ISSUE	-	-
	SH NO	1	-

CUSTOMER COPY

CODE IDENT 22526

DuPont Electronics

MODELS	DO NOT SCALE DRAWING	TOLERANCE UNLESS OTHERWISE NOTED INCH/MM	MATL	DR D.SHEAFFER	DATE 02/15/91
-		LINEAR .00±.01/.0±.3	-	CHK S.CLARK	02/15/91
	THIRD ANGLE PROJECTION	.000±.005/.00±.13	FINISH	ENGR S.CLARK	02/15/91
TABULATION SHEETS REQUIRED YES / NO	INCH MM	.0000±.0020/.000±.051	-	APPD S.CLARK	02/15/91
		ANGLES 0° ±2°			

TITLE 4 ROW VERTICAL HEADERS SOLDER TAIL PINS 1 GUIDE PIN/6 RND AUX PORTS

SCALE	SIZE	DWG NO	CAD
2/1	C	50068	SHEET 2

FORM E-306.7C REV 12/89

NOTE This print is the property of and embodies proprietary designs of THE DUPONT COMPANY.
No part of the design shown on this print may be used in any way without the written consent of DUPONT ELECTRONICS, New Cumberland, PA.