THIS DRAWING IS UNPUBLISHED. RELEASED FOR PUBLICATION - , - .
© COPYRIGHT - BY TYCO ELECTRONICS CORPORATION. ALL RIGHTS RESERVED.

LOC	DIST
A0	DF

REVISIONS

P	LTR	DESCRIPTION	DATE	DWN	APVD
	B	REV PER ECO 08-006027	3-7-08	CT	KT

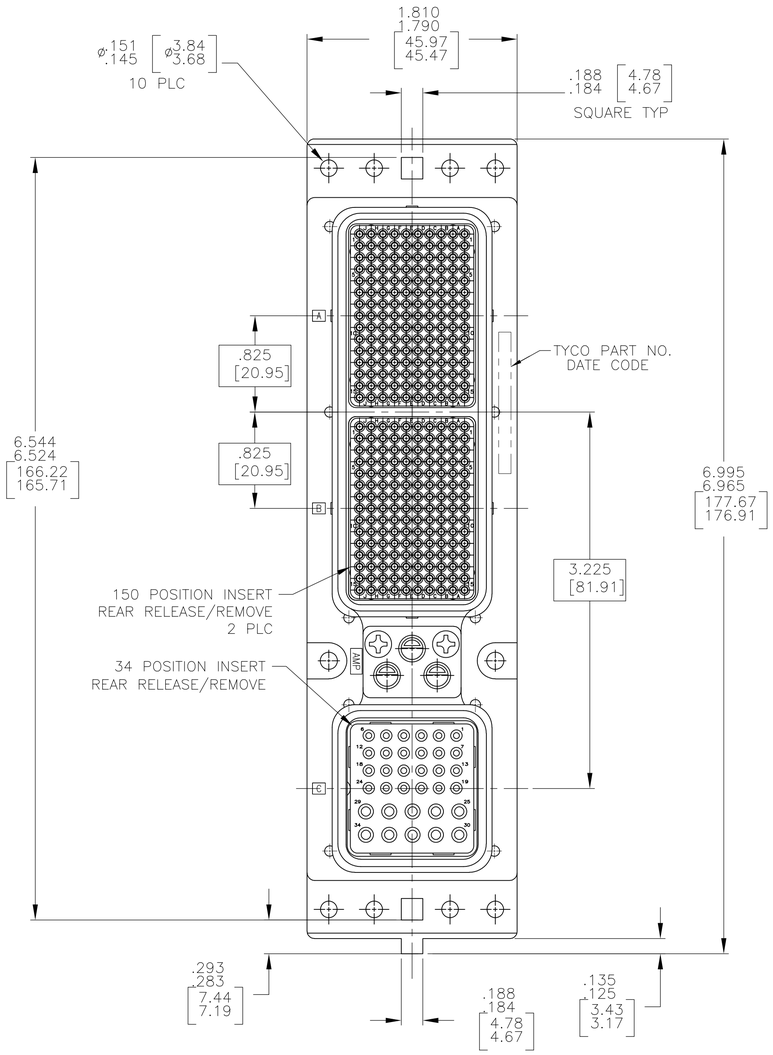

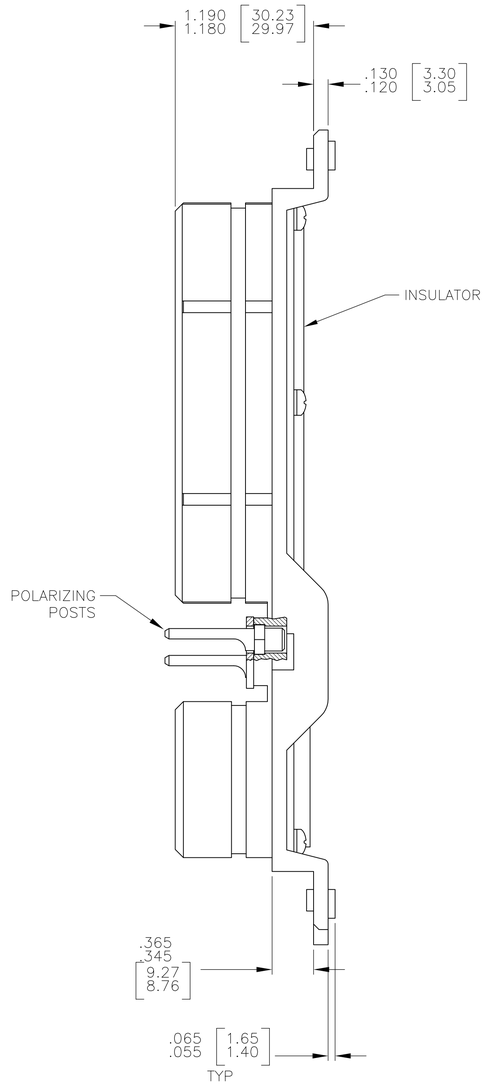

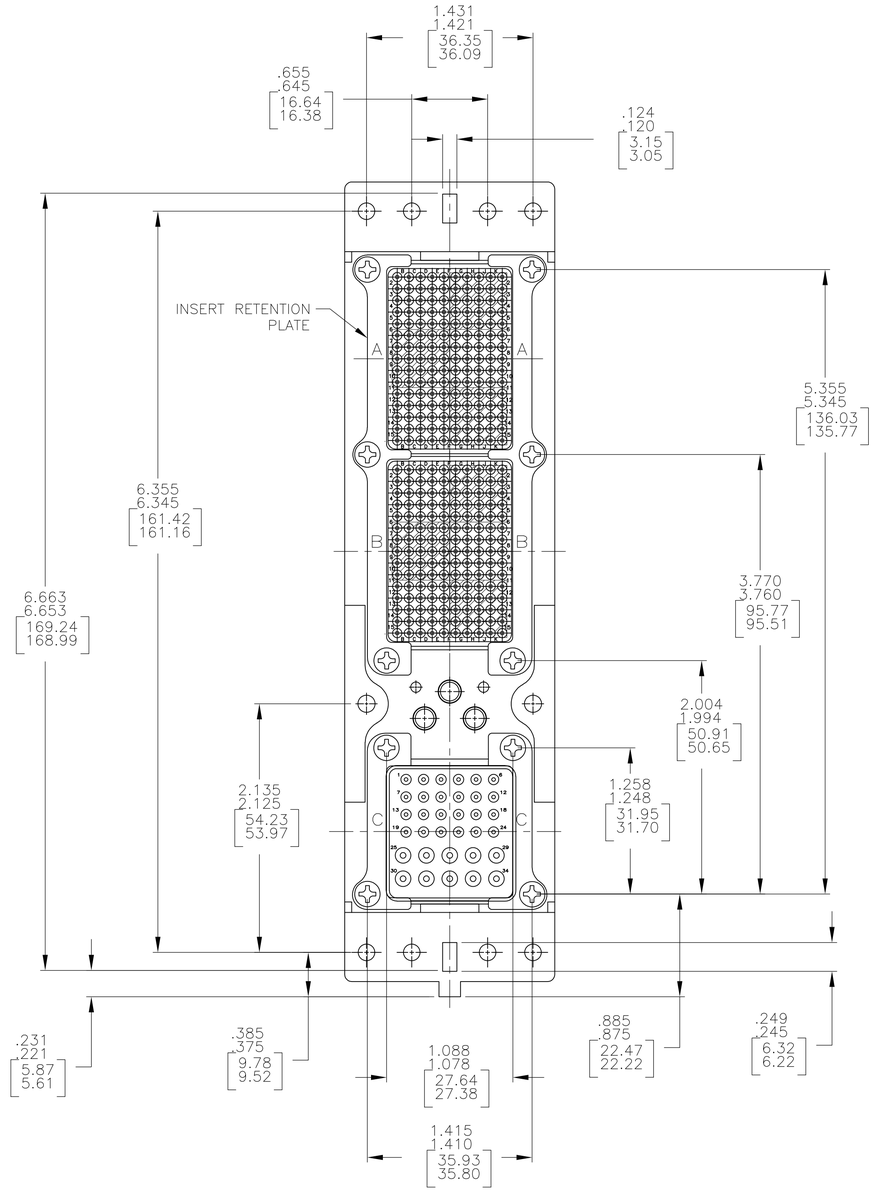

COMPONENT	MATERIAL	FINISH
SHELL	DIE CAST ALUMINUM PER ASTM-B-85	ELECTROLESS NICKEL PER MIL-C-26074
INSERT RETENTION PLATES	ALUMINUM ALLOY PER ASTM-B-209	ELECTROLESS NICKEL PER MIL-C-26074
SCREWS AND LOCKWASHERS	STAINLESS STEEL	PASSIVATED
POLARIZING KEYS	ZINC ALLOY PER ASTM-B-86	–
INSERTS	THERMOSET OR THERMOPLASTIC PPS PER MIL-M-24519	–
POLARIZING KEY RETAINING PLATE	ALUMINUM ALLOY PER ASTM-B-209	BLUE ANODIZED PER MIL-A-8625

1. CONNECTOR DIMENSIONS ARE PER ARINC 600 SPECIFICATION.
2. KEYING SHOWN IN POSITION "01" FOR ILLUSTRATION ONLY. CONNECTORS SHIPPED WITH KEYING INSTALLED IN POSITION PER TABLE. FOR POSITION "00" KEYING HARDWARE SHIPPED UNASSEMBLED.
3. CONTACTS ARE PACKAGED IN A SEPARATE CONTAINER AND SHIPPED WITH CONNECTOR

KEYING POSITION	CONTACTS INCLUDED AND NOT INSTALLED	PART NUMBER
"161"	MODULE A 208262-3 (SIZE 22 CRIMP PIN CONTACT; QTY=150) MODULE B 208262-3 (SIZE 22 CRIMP PIN CONTACT; QTY=150) MODULE C 208267-2 (SIZE 20 CRIMP SKT CONTACT; QTY=15)	1996413-1

THIS DRAWING IS A CONTROLLED DOCUMENT.

DIMENSIONS: INCHES [mm]

TOLERANCES UNLESS OTHERWISE SPECIFIED:
0 PLC ± –
1 PLC ± –
2 PLC ± –
3 PLC ± –
4 PLC ± –
ANGLES ± –

MATERIAL: SEE TABLE
FINISH: SEE TABLE

DWN C.C.THOMAS 12-5-07
CHK K.THACKSTON 12-5-07
APVD K.THACKSTON 12-5-07
PRODUCT SPEC —
APPLICATION SPEC —
WEIGHT —

Tyco Electronics
Tyco Electronics Corporation
Harrisburg, Pa 17105-3608

NAME: PLUG ASSY,SIZE 2,ARINC 600. (150/150/34)

SIZE	CAGE CODE	DRAWING NO	RESTRICTED TO
A1	00779	C-1996413	—

CUSTOMER DRAWING | SCALE 1.5:1 | SHEET 1 OF 1 | REV B