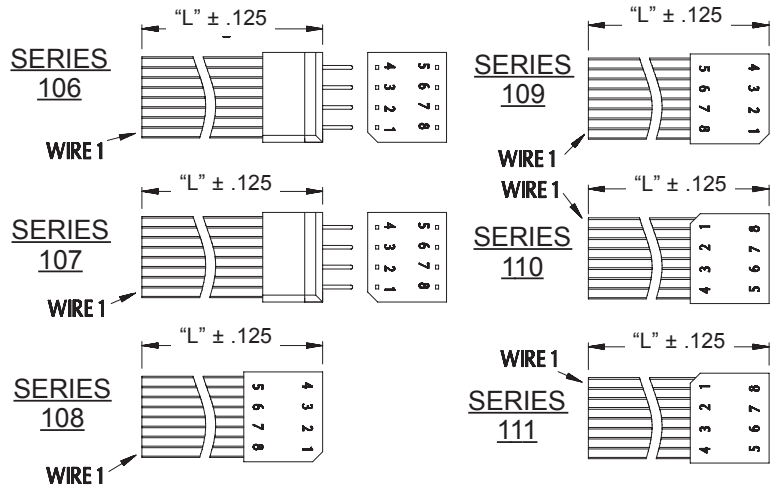
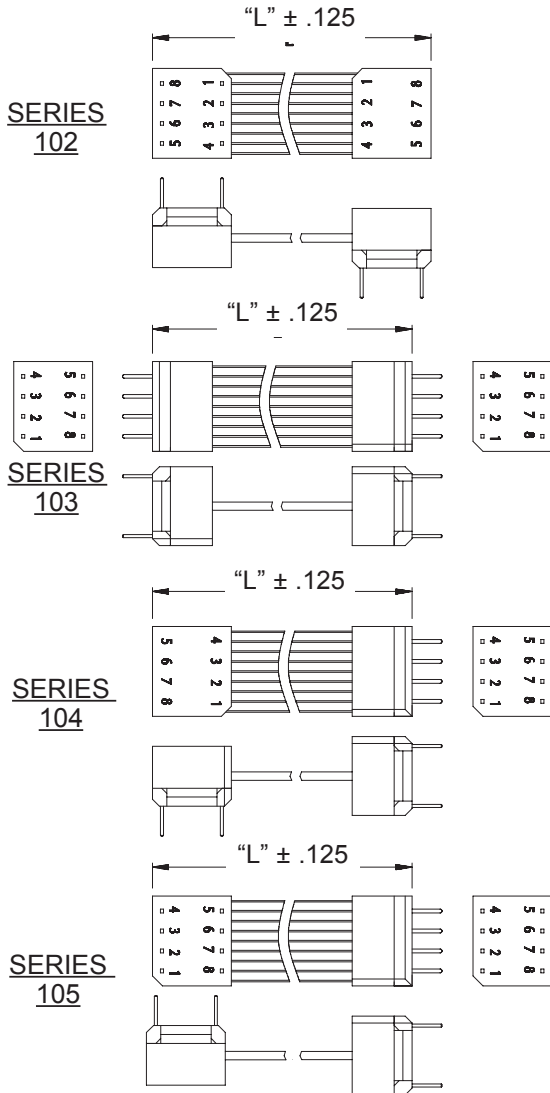




Series 100 thru 111 DIP Jumpers (cont.)

See Data Sheet No. 11006 for other configurations and additional information.



CABLE DETAIL (Series 107/109/111)

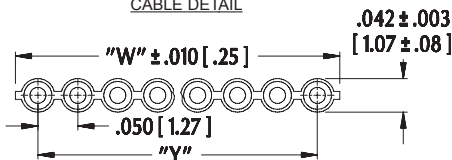


"Z" = (NO. OF CONDUCTORS - 1) X .039 [.99]

SINGLE END DIP JUMPER WIRE LIST

Series 106, 108, 110		Series 107, 109, 111	
Wire No.	Header Pin No.	Wire No.	Header Pin No.
1	1	1	1
2	8	2	2
3	2	3	3
4	7	4	4
5	3	5	5
6	6	6	6
7	4	7	7
8	5	8	8

CABLE DETAIL



"W" = (NO. OF CONDUCTORS X .050 [1.27]) + .005 [.08]
 "Y" = (NO. OF CONDUCTORS - 1) X .050 [1.27]

ORDERING INFORMATION

XX-XXXX-XXXX

No. of conductors (see table)

Cable Length in inches:
 Ex: 2" = -.002 / 2.5" = -.002.5-
 min cable length = 2" [50.80mm]

Optional suffix:
 T= Tin plated header pins
 F= flat cable
 TW= twisted pair cable
 ST= stripped and Tinned ends (Series 106-111)

Jumper series

ARIES
 ELECTRONICS, INC.
<http://www.arieselec.com> • info@arieselec.com

NORTH AMERICA
 Frenchtown, NJ USA
 TEL: (908) 996-6841
 FAX: (908) 996-3891



UK/IRELAND/GB
 TEL: +44 870 240 0249
 FAX: +44 1653 690980
uking@arieselec.com

EUROPE/MAINLAND/HOLLAND
 TEL: +31 78 615 94 65
 FAX: +31 78 615 43 11
europe@arieselec.com

11007
 REV.D